


Summary Institution-Level Pass Rate Data: Traditional Teacher Preparation Program Within IHE


| | | | | | | |
|--|---|--|--------------------------------|---|--|----------------------------|
|  | | HEOA - Title II 2013 - 2014 Academic Year | | | | |
| Institution Name | | NORTHWESTERN STATE UNIVERSITY | | | | |
| Institution Code | | 6492 | | | | |
| State | | Louisiana | | | | |
| | | <i>April 3, 2015</i> | | | | |
| | | | Statewide | | | |
| Group | Number Taking Assessment¹ | Number Passing Assessment² | Institutional Pass Rate | Number Taking Assessment¹ | Number Passing Assessment² | Statewide Pass Rate |
| All program completers, 2013-14 | 41 | 41 | 100% | 1202 | 1176 | 98% |
| All program completers, 2012-13 | 69 | 69 | 100% | 1311 | 1298 | 99% |
| All program completers, 2011-12 | 52 | 52 | 100% | 1253 | 1246 | 99% |

Note: In cases where there are less than ten students taking the assessment or license/certificate, the number passing and pass rate are not reported.

¹ Number of completers taking one or more assessments within their area of specialization.

² Summary level "Number Taking Assessment" may differ from assessment level "Number Taking Assessment" because each student is counted once at the summary level but may be counted in multiple assessments at the assessment level.

Single Assessment Institution-Level Pass Rate Data: Traditional Teacher Preparation Program Within IHE


| | |
|--|--|
|  | HEOA - Title II 2013 - 2014 Academic Year |
| | Institution Name |
| | Institution Code |
| | State |

NORTHWESTERN STATE UNIVERSITY
6492
Louisiana

April 3, 2015

| Assessment Information ¹ | Group | Number Taking Assessment | Number Passing Assessment | Institutional Pass Rate | Institutional Average Scaled Score | Assessment Cut Score ² | Statewide | | | |
|---|---|--------------------------|---------------------------|-------------------------|------------------------------------|-----------------------------------|--------------------------|---------------------------|---------------------|--------------------------------|
| | | | | | | | Number Taking Assessment | Number Passing Assessment | Statewide Pass Rate | Statewide Average Scaled Score |
| AGRICULTURE (0700) Test Company: ETS Score Range: 250-990 | All enrolled students who have completed all nonclinical courses, 2013-14 | | | | | | | | | |
| | Other enrolled students, 2013-14 | | | | | | 2 | | | |
| | All program completers, 2013-14 | | | | | | 7 | | | |
| | All program completers, 2012-13 | | | | | | 7 | | | |
| | All program completers, 2011-12 | | | | | | 8 | | | |
| ART CONTENT KNOWLEDGE (DISCONTINUED) (0133) Test Company: ETS Score Range: 100-200 | All enrolled students who have completed all nonclinical courses, 2013-14 | | | | | | | | | |
| | Other enrolled students, 2013-14 | | | | | | 1 | | | |
| | All program completers, 2013-14 | | | | | | | | | |
| | All program completers, 2012-13 | | | | | | 3 | | | |
| | All program completers, 2011-12 | | | | | | 18 | 18 | 100% | 169 |
| ART CONTENT KNOWLEDGE (5134) Test Company: ETS Score Range: 100-200 | All enrolled students who have completed all nonclinical courses, 2013-14 | | | | | | 5 | | | |
| | Other enrolled students, 2013-14 | | | | | | 8 | | | |
| | All program completers, 2013-14 | | | | | | 21 | 21 | 100% | 166 |
| | All program completers, 2012-13 | | | | | | 14 | 14 | 100% | 167 |
| | All program completers, 2011-12 | | | | | | | | | |
| BIOLOGY CONTENT KNOWLEDGE (0235) Test Company: ETS Score Range: 100-200 | All enrolled students who have completed all nonclinical courses, 2013-14 | | | | | | 7 | | | |
| | Other enrolled students, 2013-14 | | | | | | 13 | 8 | 62% | 155 |
| | All program completers, 2013-14 | | | | | | 36 | 36 | 100% | 166 |
| | All program completers, 2012-13 | | | | | | 22 | 22 | 100% | 160 |
| | All program completers, 2011-12 | | | | | | 29 | 29 | 100% | 165 |

Single Assessment Institution-Level Pass Rate Data: Traditional Teacher Preparation Program Within IHE


| | |
|--|--|
|  | HEOA - Title II 2013 - 2014 Academic Year |
| | Institution Name |
| | Institution Code |
| | State |

NORTHWESTERN STATE UNIVERSITY
6492
Louisiana


April 3, 2015

| Assessment Information ¹ | Group | Number Taking Assessment | Number Passing Assessment | Institutional Pass Rate | Institutional Average Scaled Score | Assessment Cut Score ² | Statewide | | | |
|--|---|--------------------------|---------------------------|-------------------------|------------------------------------|-----------------------------------|--------------------------|---------------------------|---------------------|--------------------------------|
| | | | | | | | Number Taking Assessment | Number Passing Assessment | Statewide Pass Rate | Statewide Average Scaled Score |
| BUSINESS ED CONTENT KNOWLEDGE (5101) Test Company: ETS Score Range: 100-200 | All enrolled students who have completed all nonclinical courses, 2013-14 | 1 | | | | 154 | 1 | | | |
| | Other enrolled students, 2013-14 | 1 | | | | 154 | 3 | | | |
| | All program completers, 2013-14 | | | | | | 8 | | | |
| | All program completers, 2012-13 | 1 | | | | 154 | 13 | 13 | 100% | 166 |
| | All program completers, 2011-12 | | | | | | 5 | | | |
| BUSINESS ED (0100) Test Company: ETS Score Range: 250-990 | All enrolled students who have completed all nonclinical courses, 2013-14 | | | | | | | | | |
| | Other enrolled students, 2013-14 | | | | | | | | | |
| | All program completers, 2013-14 | | | | | | | | | |
| | All program completers, 2012-13 | | | | | | | | | |
| | All program completers, 2011-12 | | | | | | 2 | | | |
| CHEMISTRY CONTENT KNOWLEDGE (0245) Test Company: ETS Score Range: 100-200 | All enrolled students who have completed all nonclinical courses, 2013-14 | | | | | | 1 | | | |
| | Other enrolled students, 2013-14 | | | | | | 4 | | | |
| | All program completers, 2013-14 | | | | | | 2 | | | |
| | All program completers, 2012-13 | | | | | | 7 | | | |
| | All program completers, 2011-12 | | | | | | 6 | | | |
| EARLY CHILDHOOD EDUCATION (0020) Test Company: ETS Score Range: 250-990 | All enrolled students who have completed all nonclinical courses, 2013-14 | | | | | | | | | |
| | Other enrolled students, 2013-14 | | | | | | | | | |
| | All program completers, 2013-14 | | | | | | | | | |
| | All program completers, 2012-13 | | | | | | | | | |
| | All program completers, 2011-12 | | | | | | 2 | | | |

Single Assessment Institution-Level Pass Rate Data: Traditional Teacher Preparation Program Within IHE

|  | | <p align="center">HEOA - Title II 2013 - 2014 Academic Year</p> | | | | | | | | |
|---|---|--|---------------------------|-------------------------|------------------------------------|-----------------------------------|--------------------------|---------------------------|---------------------|--------------------------------|
| Institution Name | | NORTHWESTERN STATE UNIVERSITY | | | | | | | | |
| Institution Code | | 6492 | | | | | | | | |
| State | | Louisiana | | | | | | | | |
| | | | | | | | April 3, 2015 | | | |
| Assessment Information ¹ | Group | Number Taking Assessment | Number Passing Assessment | Institutional Pass Rate | Institutional Average Scaled Score | Assessment Cut Score ² | Statewide | | | |
| | | | | | | | Number Taking Assessment | Number Passing Assessment | Statewide Pass Rate | Statewide Average Scaled Score |
| ED OF EXCEPTIONAL STUDENTS CORE CK(DISCONTINUED) (0353) Test Company: ETS Score Range: 100-200 | All enrolled students who have completed all nonclinical courses, 2013-14 | | | | | | 1 | | | |
| | Other enrolled students, 2013-14 | | | | | | | | | |
| | All program completers, 2013-14 | | | | | | | | | |
| | All program completers, 2012-13 | | | | | | 2 | | | |
| | All program completers, 2011-12 | | | | | | 12 | 12 | 100% | 163 |
| ED OF EXCEPTIONAL STUDENTS MTMD (0542) Test Company: ETS Score Range: 100-200 | All enrolled students who have completed all nonclinical courses, 2013-14 | | | | | | | | | |
| | Other enrolled students, 2013-14 | | | | | | | | | |
| | All program completers, 2013-14 | | | | | | | | | |
| | All program completers, 2012-13 | | | | | | 1 | | | |
| | All program completers, 2011-12 | | | | | | 6 | | | |
| ELEM ED CONTENT KNOWLEDGE (5014) Test Company: ETS Score Range: 100-200 | All enrolled students who have completed all nonclinical courses, 2013-14 | 8 | | | | 150 | 226 | 224 | 99% | 165 |
| | Other enrolled students, 2013-14 | 14 | 13 | 93% | 161 | 150 | 443 | 399 | 90% | 164 |
| | All program completers, 2013-14 | 17 | 17 | 100% | 161 | 150 | 697 | 696 | 100% | 165 |
| | All program completers, 2012-13 | 31 | 31 | 100% | 167 | 150 | 751 | 751 | 100% | 165 |
| | All program completers, 2011-12 | 19 | 19 | 100% | 162 | 150 | 713 | 712 | 100% | 164 |
| ENG LANG LIT COMP CONTENT KNOWLEDGE (0041) Test Company: ETS Score Range: 100-200 | All enrolled students who have completed all nonclinical courses, 2013-14 | 1 | | | | 160 | 29 | 29 | 100% | 174 |
| | Other enrolled students, 2013-14 | 2 | | | | 160 | 43 | 37 | 86% | 175 |
| | All program completers, 2013-14 | 4 | | | | 160 | 102 | 102 | 100% | 176 |
| | All program completers, 2012-13 | 5 | | | | 160 | 97 | 97 | 100% | 175 |
| | All program completers, 2011-12 | 4 | | | | 160 | 97 | 97 | 100% | 174 |

Single Assessment Institution-Level Pass Rate Data: Traditional Teacher Preparation Program Within IHE


| | |
|--|--|
|  | HEOA - Title II 2013 - 2014 Academic Year |
| | Institution Name |
| | Institution Code |
| | State |

NORTHWESTERN STATE UNIVERSITY
6492
Louisiana

April 3, 2015

| Assessment Information ¹ | Group | Number Taking Assessment | Number Passing Assessment | Institutional Pass Rate | Institutional Average Scaled Score | Assessment Cut Score ² | Statewide | | | |
|--|---|--------------------------|---------------------------|-------------------------|------------------------------------|-----------------------------------|--------------------------|---------------------------|---------------------|--------------------------------|
| | | | | | | | Number Taking Assessment | Number Passing Assessment | Statewide Pass Rate | Statewide Average Scaled Score |
| ENG LANG LIT COMP PEDAGOGY (0043) Test Company: ETS Score Range: 100-200 | All enrolled students who have completed all nonclinical courses, 2013-14 | | | | | | 8 | | | |
| | Other enrolled students, 2013-14 | | | | | | 5 | | | |
| | All program completers, 2013-14 | 2 | | | | 130 | 67 | 65 | 97% | 148 |
| | All program completers, 2012-13 | 5 | | | | 130 | 96 | 96 | 100% | 151 |
| | All program completers, 2011-12 | 4 | | | | 130 | 97 | 97 | 100% | 152 |
| FAMILY AND CONSUMER SCIENCES (5121) Test Company: ETS Score Range: 100-200 | All enrolled students who have completed all nonclinical courses, 2013-14 | | | | | | 3 | | | |
| | Other enrolled students, 2013-14 | | | | | | 2 | | | |
| | All program completers, 2013-14 | | | | | | 2 | | | |
| | All program completers, 2012-13 | | | | | | 3 | | | |
| | All program completers, 2011-12 | 1 | | | | 141 | 10 | 10 | 100% | 164 |
| FRENCH WORLD LANGUAGE (5174) Test Company: ETS Score Range: 100-200 | All enrolled students who have completed all nonclinical courses, 2013-14 | | | | | | | | | |
| | Other enrolled students, 2013-14 | | | | | | | | | |
| | All program completers, 2013-14 | | | | | | | | | |
| | All program completers, 2012-13 | | | | | | | | | |
| | All program completers, 2011-12 | | | | | | 5 | | | |
| GENERAL SCI CONTENT KNOWLEDGE (0435) Test Company: ETS Score Range: 100-200 | All enrolled students who have completed all nonclinical courses, 2013-14 | | | | | | | | | |
| | Other enrolled students, 2013-14 | | | | | | 2 | | | |
| | All program completers, 2013-14 | | | | | | 1 | | | |
| | All program completers, 2012-13 | | | | | | 4 | | | |
| | All program completers, 2011-12 | | | | | | 1 | | | |


Single Assessment Institution-Level Pass Rate Data: *Traditional Teacher Preparation Program Within IHE*

| | |
|--|--|
|  | HEOA - Title II 2013 - 2014 Academic Year |
| | Institution Name NORTHWESTERN STATE UNIVERSITY |
| | Institution Code 6492 |
| | State Louisiana |

April 3, 2015

| Assessment Information ¹ | Group | Number Taking Assessment | Number Passing Assessment | Institutional Pass Rate | Institutional Average Scaled Score | Assessment Cut Score ² | Statewide | | | |
|---|---|--------------------------|---------------------------|-------------------------|------------------------------------|-----------------------------------|--------------------------|---------------------------|---------------------|--------------------------------|
| | | | | | | | Number Taking Assessment | Number Passing Assessment | Statewide Pass Rate | Statewide Average Scaled Score |
| MATHEMATICS CONTENT KNOWLEDGE (0061) Test Company: ETS Score Range: 100-200 | All enrolled students who have completed all nonclinical courses, 2013-14 | | | | | | 14 | 13 | 93% | 147 |
| | Other enrolled students, 2013-14 | 2 | | | | 135 | 34 | 26 | 76% | 145 |
| | All program completers, 2013-14 | 4 | | | | 135 | 52 | 52 | 100% | 150 |
| | All program completers, 2012-13 | 6 | | | | 135 | 59 | 59 | 100% | 148 |
| | All program completers, 2011-12 | 1 | | | | 135 | 55 | 55 | 100% | 149 |
| MIDDLE SCHOOL ENGLISH LANGUAGE ARTS (5049) Test Company: ETS Score Range: 100-200 | All enrolled students who have completed all nonclinical courses, 2013-14 | | | | | | 4 | | | |
| | Other enrolled students, 2013-14 | | | | | | 5 | | | |
| | All program completers, 2013-14 | | | | | | 12 | 12 | 100% | 167 |
| | All program completers, 2012-13 | | | | | | 19 | 19 | 100% | 172 |
| | All program completers, 2011-12 | | | | | | 16 | 16 | 100% | 170 |
| MIDDLE SCHOOL MATHEMATICS (DISCONTINUED) (0069) Test Company: ETS Score Range: 100-200 | All enrolled students who have completed all nonclinical courses, 2013-14 | | | | | | 8 | | | |
| | Other enrolled students, 2013-14 | | | | | | 9 | | | |
| | All program completers, 2013-14 | | | | | | 37 | 37 | 100% | 163 |
| | All program completers, 2012-13 | | | | | | 27 | 27 | 100% | 161 |
| | All program completers, 2011-12 | | | | | | 27 | 27 | 100% | 161 |
| MIDDLE SCHOOL SCIENCE (0439) Test Company: ETS Score Range: 100-200 | All enrolled students who have completed all nonclinical courses, 2013-14 | | | | | | 8 | | | |
| | Other enrolled students, 2013-14 | | | | | | 6 | | | |
| | All program completers, 2013-14 | | | | | | 14 | 14 | 100% | 156 |
| | All program completers, 2012-13 | | | | | | 15 | 15 | 100% | 157 |
| | All program completers, 2011-12 | | | | | | 26 | 26 | 100% | 158 |


Single Assessment Institution-Level Pass Rate Data: Traditional Teacher Preparation Program Within IHE

| | | |
|--|--|-------------------------------|
|  | HEOA - Title II 2013 - 2014 Academic Year | |
| | Institution Name | NORTHWESTERN STATE UNIVERSITY |
| | Institution Code | 6492 |
| | State | Louisiana |

April 3, 2015

| Assessment Information ¹ | Group | Number Taking Assessment | Number Passing Assessment | Institutional Pass Rate | Institutional Average Scaled Score | Assessment Cut Score ² | Statewide | | | |
|--|---|--------------------------|---------------------------|-------------------------|------------------------------------|-----------------------------------|--------------------------|---------------------------|---------------------|--------------------------------|
| | | | | | | | Number Taking Assessment | Number Passing Assessment | Statewide Pass Rate | Statewide Average Scaled Score |
| MIDDLE SCHOOL SOCIAL STUDIES (5089) Test Company: ETS Score Range: 100-200 | All enrolled students who have completed all nonclinical courses, 2013-14 | | | | | | 7 | | | |
| | Other enrolled students, 2013-14 | | | | | | 2 | | | |
| | All program completers, 2013-14 | | | | | | 15 | 15 | 100% | 163 |
| | All program completers, 2012-13 | | | | | | 16 | 16 | 100% | 160 |
| | All program completers, 2011-12 | | | | | | 13 | 13 | 100% | 158 |
| MUSIC CONTENT KNOWLEDGE (0113) Test Company: ETS Score Range: 100-200 | All enrolled students who have completed all nonclinical courses, 2013-14 | 11 | 11 | 100% | 167 | 151 | 26 | 26 | 100% | 166 |
| | Other enrolled students, 2013-14 | 7 | | | | 151 | 30 | 25 | 83% | 163 |
| | All program completers, 2013-14 | 11 | 11 | 100% | 165 | 151 | 85 | 85 | 100% | 165 |
| | All program completers, 2012-13 | 15 | 15 | 100% | 164 | 151 | 102 | 102 | 100% | 164 |
| | All program completers, 2011-12 | 17 | 17 | 100% | 164 | 151 | 69 | 69 | 100% | 163 |
| PHYSICAL ED CONTENT KNOWLEDGE (5091) Test Company: ETS Score Range: 100-200 | All enrolled students who have completed all nonclinical courses, 2013-14 | 1 | | | | 146 | 27 | 27 | 100% | 156 |
| | Other enrolled students, 2013-14 | | | | | | 18 | 17 | 94% | 156 |
| | All program completers, 2013-14 | 2 | | | | 146 | 66 | 66 | 100% | 156 |
| | All program completers, 2012-13 | 9 | | | | 146 | 92 | 92 | 100% | 156 |
| | All program completers, 2011-12 | 4 | | | | 146 | 68 | 68 | 100% | 156 |
| PHYSICS CONTENT KNOWLEDGE (5265) Test Company: ETS Score Range: 100-200 | All enrolled students who have completed all nonclinical courses, 2013-14 | | | | | | 1 | | | |
| | Other enrolled students, 2013-14 | | | | | | 1 | | | |
| | All program completers, 2013-14 | | | | | | 1 | | | |
| | All program completers, 2012-13 | | | | | | 4 | | | |
| | All program completers, 2011-12 | | | | | | 1 | | | |

Single Assessment Institution-Level Pass Rate Data: Traditional Teacher Preparation Program Within IHE

| | |
|--|--|
|  | HEOA - Title II 2013 - 2014 Academic Year |
| | Institution Name |
| | Institution Code |
| | State |

NORTHWESTERN STATE UNIVERSITY


6492

Louisiana

April 3, 2015

| Assessment Information ¹ | Group | Number Taking Assessment | Number Passing Assessment | Institutional Pass Rate | Institutional Average Scaled Score | Assessment Cut Score ² | Statewide | | | |
|---|---|--------------------------|---------------------------|-------------------------|------------------------------------|-----------------------------------|--------------------------|---------------------------|---------------------|--------------------------------|
| | | | | | | | Number Taking Assessment | Number Passing Assessment | Statewide Pass Rate | Statewide Average Scaled Score |
| PRAXIS I MATHEMATICS (0730) Test Company: ETS Score Range: 150-190 | All enrolled students who have completed all nonclinical courses, 2013-14 | 8 | | | | 175 | 149 | 145 | 97% | 178 |
| | Other enrolled students, 2013-14 | 20 | 20 | 100% | 179 | 175 | 530 | 520 | 98% | 178 |
| | All program completers, 2013-14 | 14 | 14 | 100% | 179 | 175 | 433 | 427 | 99% | 178 |
| | All program completers, 2012-13 | 25 | 25 | 100% | 178 | 175 | 503 | 499 | 99% | 178 |
| | All program completers, 2011-12 | 28 | 28 | 100% | 177 | 175 | 541 | 539 | 100% | 177 |
| PRAXIS I READING (0710) Test Company: ETS Score Range: 150-190 | All enrolled students who have completed all nonclinical courses, 2013-14 | 8 | | | | 176 | 149 | 142 | 95% | 178 |
| | Other enrolled students, 2013-14 | 20 | 20 | 100% | 179 | 176 | 527 | 512 | 97% | 179 |
| | All program completers, 2013-14 | 14 | 14 | 100% | 179 | 176 | 434 | 420 | 97% | 178 |
| | All program completers, 2012-13 | 25 | 25 | 100% | 178 | 176 | 504 | 496 | 98% | 178 |
| | All program completers, 2011-12 | 28 | 28 | 100% | 178 | 176 | 542 | 539 | 99% | 178 |
| PRAXIS I WRITING (0720) Test Company: ETS Score Range: 150-190 | All enrolled students who have completed all nonclinical courses, 2013-14 | 8 | | | | 175 | 149 | 145 | 97% | 176 |
| | Other enrolled students, 2013-14 | 20 | 19 | 95% | 176 | 175 | 532 | 508 | 95% | 176 |
| | All program completers, 2013-14 | 14 | 14 | 100% | 176 | 175 | 433 | 414 | 96% | 176 |
| | All program completers, 2012-13 | 25 | 25 | 100% | 175 | 175 | 504 | 496 | 98% | 176 |
| | All program completers, 2011-12 | 28 | 28 | 100% | 176 | 175 | 542 | 541 | 100% | 175 |
| PRINC LEARNING AND TEACHING 5-9 (DISCONTINUED) (0523) Test Company: ETS Score Range: 100-200 | All enrolled students who have completed all nonclinical courses, 2013-14 | | | | | | | | | |
| | Other enrolled students, 2013-14 | | | | | | 1 | | | |
| | All program completers, 2013-14 | | | | | | 3 | | | |
| | All program completers, 2012-13 | | | | | | 15 | 15 | 100% | 166 |
| | All program completers, 2011-12 | | | | | | 67 | 67 | 100% | 168 |

Single Assessment Institution-Level Pass Rate Data: Traditional Teacher Preparation Program Within IHE

| | |
|--|--|
|  | HEOA - Title II 2013 - 2014 Academic Year |
| | Institution Name |
| | Institution Code |
| | State |

NORTHWESTERN STATE UNIVERSITY


6492

Louisiana

April 3, 2015

| Assessment Information ¹ | Group | Number Taking Assessment | Number Passing Assessment | Institutional Pass Rate | Institutional Average Scaled Score | Assessment Cut Score ² | Statewide | | | |
|--|---|--------------------------|---------------------------|-------------------------|------------------------------------|-----------------------------------|--------------------------|---------------------------|---------------------|--------------------------------|
| | | | | | | | Number Taking Assessment | Number Passing Assessment | Statewide Pass Rate | Statewide Average Scaled Score |
| PRINC LEARNING AND TEACHING 5-9 (5623) Test Company: ETS Score Range: 100-200 | All enrolled students who have completed all nonclinical courses, 2013-14 | | | | | | 23 | 23 | 100% | 170 |
| | Other enrolled students, 2013-14 | | | | | | 27 | 21 | 78% | 166 |
| | All program completers, 2013-14 | | | | | | 65 | 65 | 100% | 170 |
| | All program completers, 2012-13 | 1 | | | | 160 | 55 | 55 | 100% | 170 |
| | All program completers, 2011-12 | | | | | | 5 | | | |
| PRINC LEARNING AND TEACHING 7-12 (DISCONTINUED) (0524) Test Company: ETS Score Range: 100-200 | All enrolled students who have completed all nonclinical courses, 2013-14 | | | | | | 1 | | | |
| | Other enrolled students, 2013-14 | 1 | | | | 161 | 1 | | | |
| | All program completers, 2013-14 | | | | | | 3 | | | |
| | All program completers, 2012-13 | 2 | | | | 161 | 66 | 65 | 98% | 171 |
| | All program completers, 2011-12 | 32 | 32 | 100% | 170 | 161 | 369 | 369 | 100% | 173 |
| PRINC LEARNING AND TEACHING 7-12 (5624) Test Company: ETS Score Range: 100-200 | All enrolled students who have completed all nonclinical courses, 2013-14 | 12 | 12 | 100% | 177 | 157 | 112 | 112 | 100% | 172 |
| | Other enrolled students, 2013-14 | 9 | | | | 157 | 178 | 175 | 98% | 171 |
| | All program completers, 2013-14 | 19 | 19 | 100% | 173 | 157 | 410 | 409 | 100% | 172 |
| | All program completers, 2012-13 | 35 | 35 | 100% | 170 | 157 | 387 | 386 | 100% | 172 |
| | All program completers, 2011-12 | 1 | | | | 157 | 70 | 70 | 100% | 173 |
| PRINC LEARNING AND TEACHING EARLY CHILD (DISC) (0521) Test Company: ETS Score Range: 100-200 | All enrolled students who have completed all nonclinical courses, 2013-14 | | | | | | 1 | | | |
| | Other enrolled students, 2013-14 | | | | | | 2 | | | |
| | All program completers, 2013-14 | | | | | | 5 | | | |
| | All program completers, 2012-13 | | | | | | 55 | 55 | 100% | 181 |
| | All program completers, 2011-12 | 7 | | | | 172 | 216 | 216 | 100% | 184 |


Single Assessment Institution-Level Pass Rate Data: Traditional Teacher Preparation Program Within IHE

| | | |
|--|--|-------------------------------|
|  | HEOA - Title II 2013 - 2014 Academic Year | |
| | Institution Name | NORTHWESTERN STATE UNIVERSITY |
| | Institution Code | 6492 |
| | State | Louisiana |

April 3, 2015

| Assessment Information ¹ | Group | Number Taking Assessment | Number Passing Assessment | Institutional Pass Rate | Institutional Average Scaled Score | Assessment Cut Score ² | Statewide | | | |
|---|---|--------------------------|---------------------------|-------------------------|------------------------------------|-----------------------------------|--------------------------|---------------------------|---------------------|--------------------------------|
| | | | | | | | Number Taking Assessment | Number Passing Assessment | Statewide Pass Rate | Statewide Average Scaled Score |
| PRINC LEARNING AND TEACHING EARLY CHILD (5621) Test Company: ETS Score Range: 100-200 | All enrolled students who have completed all nonclinical courses, 2013-14 | 7 | | | | 157 | 71 | 71 | 100% | 168 |
| | Other enrolled students, 2013-14 | 2 | | | | 157 | 114 | 84 | 74% | 163 |
| | All program completers, 2013-14 | 5 | | | | 157 | 229 | 229 | 100% | 168 |
| | All program completers, 2012-13 | 9 | | | | 157 | 175 | 175 | 100% | 169 |
| | All program completers, 2011-12 | | | | | | 21 | 21 | 100% | 170 |
| PRINC LEARNING AND TEACHING K-6 (DISCONTINUED) (0522) Test Company: ETS Score Range: 100-200 | All enrolled students who have completed all nonclinical courses, 2013-14 | | | | | | | | | |
| | Other enrolled students, 2013-14 | | | | | | 3 | | | |
| | All program completers, 2013-14 | | | | | | 2 | | | |
| | All program completers, 2012-13 | 1 | | | | 161 | 50 | 50 | 100% | 174 |
| | All program completers, 2011-12 | 12 | 12 | 100% | 175 | 161 | 450 | 449 | 100% | 175 |
| PRINC LEARNING AND TEACHING K-6 (5622) Test Company: ETS Score Range: 100-200 | All enrolled students who have completed all nonclinical courses, 2013-14 | 3 | | | | 160 | 147 | 143 | 97% | 173 |
| | Other enrolled students, 2013-14 | 9 | | | | 160 | 173 | 161 | 93% | 173 |
| | All program completers, 2013-14 | 14 | 14 | 100% | 175 | 160 | 481 | 481 | 100% | 174 |
| | All program completers, 2012-13 | 21 | 21 | 100% | 174 | 160 | 487 | 487 | 100% | 173 |
| | All program completers, 2011-12 | | | | | | 39 | 39 | 100% | 174 |
| SE CK AND MILD TO MODERATE APPL (5543) Test Company: ETS Score Range: 100-200 | All enrolled students who have completed all nonclinical courses, 2013-14 | | | | | | 9 | | | |
| | Other enrolled students, 2013-14 | | | | | | 9 | | | |
| | All program completers, 2013-14 | | | | | | 29 | 29 | 100% | 172 |
| | All program completers, 2012-13 | | | | | | 26 | 26 | 100% | 170 |
| | All program completers, 2011-12 | | | | | | 10 | 10 | 100% | 169 |


Single Assessment Institution-Level Pass Rate Data: Traditional Teacher Preparation Program Within IHE

| | | |
|--|--|-------------------------------|
|  | HEOA - Title II 2013 - 2014 Academic Year | |
| | Institution Name | NORTHWESTERN STATE UNIVERSITY |
| | Institution Code | 6492 |
| | State | Louisiana |

April 3, 2015

| Assessment Information ¹ | Group | Number Taking Assessment | Number Passing Assessment | Institutional Pass Rate | Institutional Average Scaled Score | Assessment Cut Score ² | Statewide | | | |
|--|---|--------------------------|---------------------------|-------------------------|------------------------------------|-----------------------------------|--------------------------|---------------------------|---------------------|--------------------------------|
| | | | | | | | Number Taking Assessment | Number Passing Assessment | Statewide Pass Rate | Statewide Average Scaled Score |
| SE CORE KNOWLEDGE & APPLICATIONS (5354) Test Company: ETS Score Range: 100-200 | All enrolled students who have completed all nonclinical courses, 2013-14 | | | | | | 10 | 10 | 100% | 161 |
| | Other enrolled students, 2013-14 | | | | | | 11 | 10 | 91% | 166 |
| | All program completers, 2013-14 | | | | | | 25 | 25 | 100% | 164 |
| | All program completers, 2012-13 | | | | | | 16 | 16 | 100% | 165 |
| | All program completers, 2011-12 | | | | | | 8 | | | |
| SOCIAL STUDIES CONTENT & INTERPRETATION (5086) Test Company: ETS Score Range: 100-200 | All enrolled students who have completed all nonclinical courses, 2013-14 | | | | | | 25 | 15 | 60% | 159 |
| | Other enrolled students, 2013-14 | 1 | | | | 160 | 56 | 15 | 27% | 153 |
| | All program completers, 2013-14 | 1 | | | | 160 | 59 | 59 | 100% | 169 |
| | All program completers, 2012-13 | 2 | | | | 160 | 54 | 54 | 100% | 168 |
| | All program completers, 2011-12 | | | | | | 14 | 13 | 93% | 170 |
| SOCIAL STUDIES CONTENT KNOWLEDGE (0081) Test Company: ETS Score Range: 100-200 | All enrolled students who have completed all nonclinical courses, 2013-14 | | | | | | | | | |
| | Other enrolled students, 2013-14 | 1 | | | | 149 | 2 | | | |
| | All program completers, 2013-14 | | | | | | 2 | | | |
| | All program completers, 2012-13 | | | | | | 10 | 10 | 100% | 160 |
| | All program completers, 2011-12 | 6 | | | | 149 | 86 | 86 | 100% | 164 |
| SOCIAL STUDIES INTERPRET MATERIALS (0083) Test Company: ETS Score Range: 100-200 | All enrolled students who have completed all nonclinical courses, 2013-14 | | | | | | | | | |
| | Other enrolled students, 2013-14 | 1 | | | | 152 | 2 | | | |
| | All program completers, 2013-14 | | | | | | 2 | | | |
| | All program completers, 2012-13 | | | | | | 10 | 10 | 100% | 162 |
| | All program completers, 2011-12 | 6 | | | | 152 | 86 | 86 | 100% | 165 |

Single Assessment Institution-Level Pass Rate Data: Traditional Teacher Preparation Program Within IHE

| | |
|--|--|
|  | HEOA - Title II 2013 - 2014 Academic Year |
| | Institution Name |
| | Institution Code |
| | State |

NORTHWESTERN STATE UNIVERSITY
6492
Louisiana

April 3, 2015

| Assessment Information ¹ | Group | Number Taking Assessment | Number Passing Assessment | Institutional Pass Rate | Institutional Average Scaled Score | Assessment Cut Score ² | Statewide | | | |
|---|---|--------------------------|---------------------------|-------------------------|------------------------------------|-----------------------------------|--------------------------|---------------------------|---------------------|--------------------------------|
| | | | | | | | Number Taking Assessment | Number Passing Assessment | Statewide Pass Rate | Statewide Average Scaled Score |
| SPANISH WORLD LANGUAGE (5195) Test Company: ETS Score Range: 100-200 | All enrolled students who have completed all nonclinical courses, 2013-14 | | | | | | | | | |
| | Other enrolled students, 2013-14 | | | | | | | | | |
| | All program completers, 2013-14 | | | | | | 3 | | | |
| | All program completers, 2012-13 | | | | | | 5 | | | |
| | All program completers, 2011-12 | | | | | | 6 | | | |
| SPEECH COMMUNICATION: CK (5221) Test Company: ETS Score Range: 100-200 | All enrolled students who have completed all nonclinical courses, 2013-14 | | | | | | | | | |
| | Other enrolled students, 2013-14 | | | | | | | | | |
| | All program completers, 2013-14 | | | | | | 2 | | | |
| | All program completers, 2012-13 | | | | | | 5 | | | |
| | All program completers, 2011-12 | | | | | | 2 | | | |
| WORLD LANGUAGE PEDAGOGY (5841) Test Company: ETS Score Range: 100-200 | All enrolled students who have completed all nonclinical courses, 2013-14 | | | | | | | | | |
| | Other enrolled students, 2013-14 | | | | | | | | | |
| | All program completers, 2013-14 | | | | | | 2 | | | |
| | All program completers, 2012-13 | | | | | | | | | |
| | All program completers, 2011-12 | | | | | | | | | |

Note: In cases where there are less than ten students taking the assessment or license/certificate, the number passing and pass rate are not reported.

¹Tests with multiple delivery options (computer, paper, etc.) will be noted with the assessment code for one format only.

²Cut scores may vary for groups depending upon when the cut scores are established by the state and when each group completed their teacher certification or licensure assessment.