


**Summary Institution-Level Pass Rate Data: *Alternative Teacher Preparation Program Within IHE***


		<b>HEOA - Title II 2015 - 2016 Academic Year</b>				
<b>Institution Name</b>		NORTHWESTERN STATE UNIVERSITY				
<b>Institution Code</b>		6492				
<b>State</b>		Louisiana				
		<i>February 17, 2017</i>				
		<b>Statewide</b>				
<b>Group</b>	<b>Number Taking Assessment<sup>1</sup></b>	<b>Number Passing Assessment<sup>2</sup></b>	<b>Institutional Pass Rate</b>	<b>Number Taking Assessment<sup>1</sup></b>	<b>Number Passing Assessment<sup>2</sup></b>	<b>Statewide Pass Rate</b>
All program completers, 2015-16	81	77	95%	563	548	97%
All program completers, 2014-15	69	65	94%	663	648	98%
All program completers, 2013-14	57	57	100%	742	723	97%

Note: In cases where there are less than ten students taking the assessment or license/certificate, the number passing and pass rate are not reported.


<sup>1</sup> Number of completers taking one or more assessments within their area of specialization.

<sup>2</sup> Summary level "Number Taking Assessment" may differ from assessment level "Number Taking Assessment" because each student is counted once at the summary level but may be counted in multiple assessments at the assessment level.


Single Assessment Institution-Level Pass Rate Data: *Alternative Teacher Preparation Program Within IHE*

		<b>HEOA - Title II 2015 - 2016 Academic Year</b>									
Institution Name		NORTHWESTERN STATE UNIVERSITY									
Institution Code		6492									
State		Louisiana									
							February 17, 2017				
Assessment Information <sup>1</sup>		Group	Number Taking Assessment	Number Passing Assessment	Institutional Pass Rate	Institutional Average Scaled Score	Assessment Cut Score <sup>2</sup>	Statewide			
								Number Taking Assessment	Number Passing Assessment	Statewide Pass Rate	Statewide Average Scaled Score
<b>AGRICULTURE (DISCONTINUED) (0700)</b>  Test Company: ETS Score Range: 250-990		All enrolled students who have completed all nonclinical courses, 2015-16									
		Other enrolled students, 2015-16									
		All program completers, 2015-16									
		All program completers, 2014-15						1			
		All program completers, 2013-14									
<b>AGRICULTURE (5701)</b>  Test Company: ETS Score Range: 100-200		All enrolled students who have completed all nonclinical courses, 2015-16									
		Other enrolled students, 2015-16						1			
		All program completers, 2015-16									
		All program completers, 2014-15									
		All program completers, 2013-14									
<b>ART CONTENT KNOWLEDGE (DISCONTINUED) (0133)</b>  Test Company: ETS Score Range: 100-200		All enrolled students who have completed all nonclinical courses, 2015-16									
		Other enrolled students, 2015-16									
		All program completers, 2015-16						1			
		All program completers, 2014-15						1			
		All program completers, 2013-14						3			
<b>ART CONTENT KNOWLEDGE (5134)</b>  Test Company: ETS Score Range: 100-200		All enrolled students who have completed all nonclinical courses, 2015-16						1			
		Other enrolled students, 2015-16						7			
		All program completers, 2015-16						8			
		All program completers, 2014-15						4			
		All program completers, 2013-14						5			

**Single Assessment Institution-Level Pass Rate Data: Alternative Teacher Preparation Program Within IHE**

		<b>HEOA - Title II 2015 - 2016 Academic Year</b>								
<b>Institution Name</b>		NORTHWESTERN STATE UNIVERSITY								
<b>Institution Code</b>		6492								
<b>State</b>		Louisiana								
							February 17, 2017			
Assessment Information <sup>1</sup>	Group	Number Taking Assessment	Number Passing Assessment	Institutional Pass Rate	Institutional Average Scaled Score	Assessment Cut Score <sup>2</sup>	Statewide			
							Number Taking Assessment	Number Passing Assessment	Statewide Pass Rate	Statewide Average Scaled Score
<b>BIOLOGY CONTENT KNOWLEDGE (0235)</b>  Test Company: ETS Score Range: 100-200	All enrolled students who have completed all nonclinical courses, 2015-16	2				150	6			
	Other enrolled students, 2015-16	6				150	61	61	100%	162
	All program completers, 2015-16	4				150	30	30	100%	165
	All program completers, 2014-15	2				150	29	29	100%	164
	All program completers, 2013-14	2				150	41	41	100%	161
<b>BUSINESS ED CONTENT KNOWLEDGE (5101)</b>  Test Company: ETS Score Range: 100-200	All enrolled students who have completed all nonclinical courses, 2015-16	1				154	2			
	Other enrolled students, 2015-16	3				154	18	18	100%	171
	All program completers, 2015-16	1				154	7			
	All program completers, 2014-15	2				154	6			
	All program completers, 2013-14						4			
<b>BUSINESS ED (0100)</b>  Test Company: ETS Score Range: 250-990	All enrolled students who have completed all nonclinical courses, 2015-16						1			
	Other enrolled students, 2015-16						1			
	All program completers, 2015-16						1			
	All program completers, 2014-15									
	All program completers, 2013-14	1				570	2			
<b>CHEMISTRY CONTENT KNOWLEDGE (0245)</b>  Test Company: ETS Score Range: 100-200	All enrolled students who have completed all nonclinical courses, 2015-16	1				151	1			
	Other enrolled students, 2015-16						4			
	All program completers, 2015-16						2			
	All program completers, 2014-15						5			
	All program completers, 2013-14						6			

Single Assessment Institution-Level Pass Rate Data: *Alternative Teacher Preparation Program Within IHE*

	<b>HEOA - Title II 2015 - 2016 Academic Year</b>
	<b>Institution Name</b>
	<b>Institution Code</b>
	<b>State</b>

NORTHWESTERN STATE UNIVERSITY


6492

Louisiana


February 17, 2017

Assessment Information <sup>1</sup>	Group	Number Taking Assessment	Number Passing Assessment	Institutional Pass Rate	Institutional Average Scaled Score	Assessment Cut Score <sup>2</sup>	Statewide			
							Number Taking Assessment	Number Passing Assessment	Statewide Pass Rate	Statewide Average Scaled Score
<b>CHINESE (MANDARIN) WORLD LANGUAGE (5665)</b>  Test Company: ETS Score Range: 100-200	All enrolled students who have completed all nonclinical courses, 2015-16									
	Other enrolled students, 2015-16						1			
	All program completers, 2015-16									
	All program completers, 2014-15									
	All program completers, 2013-14									
<b>CORE ACADEMIC SKILLS FOR ED: MATH (5732)</b>  Test Company: ETS Score Range: 100-200	All enrolled students who have completed all nonclinical courses, 2015-16	5				150	9			
	Other enrolled students, 2015-16	13	12	92%	162	150	152	142	93%	162
	All program completers, 2015-16						13	12	92%	154
	All program completers, 2014-15									
	All program completers, 2013-14									
<b>CORE ACADEMIC SKILLS FOR ED: READING (5712)</b>  Test Company: ETS Score Range: 100-200	All enrolled students who have completed all nonclinical courses, 2015-16	6				156	10	10	100%	182
	Other enrolled students, 2015-16	17	17	100%	181	156	163	163	100%	182
	All program completers, 2015-16						19	19	100%	177
	All program completers, 2014-15						1			
	All program completers, 2013-14									
<b>CORE ACADEMIC SKILLS FOR ED: WRITING (5722)</b>  Test Company: ETS Score Range: 100-200	All enrolled students who have completed all nonclinical courses, 2015-16	6				162	11	11	100%	172
	Other enrolled students, 2015-16	19	18	95%	169	162	170	165	97%	170
	All program completers, 2015-16	1				162	21	20	95%	169
	All program completers, 2014-15						1			
	All program completers, 2013-14									

Single Assessment Institution-Level Pass Rate Data: *Alternative Teacher Preparation Program Within IHE*

		<b>HEOA - Title II 2015 - 2016 Academic Year</b>								
Institution Name		NORTHWESTERN STATE UNIVERSITY								
Institution Code		6492								
State		Louisiana								
							February 17, 2017			
Assessment Information <sup>1</sup>	Group	Number Taking Assessment	Number Passing Assessment	Institutional Pass Rate	Institutional Average Scaled Score	Assessment Cut Score <sup>2</sup>	Statewide			
							Number Taking Assessment	Number Passing Assessment	Statewide Pass Rate	Statewide Average Scaled Score
<b>ED OF DEAF AND HARD OF HEARING (5272)</b>  Test Company: ETS Score Range: 100-200	All enrolled students who have completed all nonclinical courses, 2015-16						1			
	Other enrolled students, 2015-16						1			
	All program completers, 2015-16						2			
	All program completers, 2014-15									
	All program completers, 2013-14									
<b>ED OF EXCEPTIONAL STUDENTS CORE CK(DISCONTINUED) (0353)</b>  Test Company: ETS Score Range: 100-200	All enrolled students who have completed all nonclinical courses, 2015-16									
	Other enrolled students, 2015-16									
	All program completers, 2015-16	1				143	2			
	All program completers, 2014-15						1			
	All program completers, 2013-14						3			
<b>ED OF EXCEPTIONAL STUDENTS MTMD (0542)</b>  Test Company: ETS Score Range: 100-200	All enrolled students who have completed all nonclinical courses, 2015-16									
	Other enrolled students, 2015-16									
	All program completers, 2015-16	1				141	1			
	All program completers, 2014-15						1			
	All program completers, 2013-14						1			
<b>ED OF EXCEPTIONAL STUDENTS STPD (0544)</b>  Test Company: ETS Score Range: 100-200	All enrolled students who have completed all nonclinical courses, 2015-16									
	Other enrolled students, 2015-16									
	All program completers, 2015-16									
	All program completers, 2014-15									
	All program completers, 2013-14						1			

Single Assessment Institution-Level Pass Rate Data: *Alternative Teacher Preparation Program Within IHE*

	<b>HEOA - Title II</b> <b>2015 - 2016 Academic Year</b>
	<b>Institution Name</b>
	<b>Institution Code</b>
	<b>State</b>

NORTHWESTERN STATE UNIVERSITY


6492

Louisiana

February 17, 2017

Assessment Information <sup>1</sup>	Group	Number Taking Assessment	Number Passing Assessment	Institutional Pass Rate	Institutional Average Scaled Score	Assessment Cut Score <sup>2</sup>	Statewide			
							Number Taking Assessment	Number Passing Assessment	Statewide Pass Rate	Statewide Average Scaled Score
<b>ELEM ED CONTENT KNOWLEDGE (DISCONTINUED) (5014)</b>  Test Company: ETS Score Range: 100-200	All enrolled students who have completed all nonclinical courses, 2015-16	31	31	100%	168	150	74	74	100%	167
	Other enrolled students, 2015-16	61	61	100%	164	150	353	353	100%	166
	All program completers, 2015-16	44	44	100%	164	150	268	268	100%	165
	All program completers, 2014-15	29	29	100%	163	150	316	316	100%	166
	All program completers, 2013-14	25	25	100%	166	150	361	360	100%	165
<b>ELEM ED CONTENT KNOWLEDGE (5018)</b>  Test Company: ETS Score Range: 100-200	All enrolled students who have completed all nonclinical courses, 2015-16	7				163	11	11	100%	179
	Other enrolled students, 2015-16	7				163	84	84	100%	174
	All program completers, 2015-16									
	All program completers, 2014-15									
	All program completers, 2013-14									
<b>ELEM ED MULTI SUBJ MATHEMATICS (5003)</b>  Test Company: ETS Score Range: 100-200	All enrolled students who have completed all nonclinical courses, 2015-16	1				157	2			
	Other enrolled students, 2015-16	1				157	21	21	100%	180
	All program completers, 2015-16									
	All program completers, 2014-15									
	All program completers, 2013-14									
<b>ELEM ED MULTI SUBJ READING LANG ARTS (5002)</b>  Test Company: ETS Score Range: 100-200	All enrolled students who have completed all nonclinical courses, 2015-16	1				157	2			
	Other enrolled students, 2015-16	1				157	22	22	100%	175
	All program completers, 2015-16									
	All program completers, 2014-15									
	All program completers, 2013-14									

**Single Assessment Institution-Level Pass Rate Data: Alternative Teacher Preparation Program Within IHE**

	<b>HEOA - Title II 2015 - 2016 Academic Year</b>
	<b>Institution Name</b>
	<b>Institution Code</b>
	<b>State</b>

NORTHWESTERN STATE UNIVERSITY


6492

Louisiana

February 17, 2017


Assessment Information <sup>1</sup>	Group	Number Taking Assessment	Number Passing Assessment	Institutional Pass Rate	Institutional Average Scaled Score	Assessment Cut Score <sup>2</sup>	Statewide			
							Number Taking Assessment	Number Passing Assessment	Statewide Pass Rate	Statewide Average Scaled Score
<b>ELEM ED MULTI SUBJ SCIENCES (5005)</b>  Test Company: ETS Score Range: 100-200	All enrolled students who have completed all nonclinical courses, 2015-16	1				159	2			
	Other enrolled students, 2015-16	1				159	21	21	100%	176
	All program completers, 2015-16									
	All program completers, 2014-15									
	All program completers, 2013-14									
<b>ELEM ED MULTI SUBJ SOCIAL STUDIES (5004)</b>  Test Company: ETS Score Range: 100-200	All enrolled students who have completed all nonclinical courses, 2015-16	1				155	2			
	Other enrolled students, 2015-16	1				155	21	21	100%	174
	All program completers, 2015-16									
	All program completers, 2014-15									
	All program completers, 2013-14									
<b>ENG LANG LIT COMP CONTENT KNOWLEDGE (DISC) (0041)</b>  Test Company: ETS Score Range: 100-200	All enrolled students who have completed all nonclinical courses, 2015-16	5				160	13	13	100%	180
	Other enrolled students, 2015-16	4				160	52	52	100%	182
	All program completers, 2015-16	7				160	52	52	100%	178
	All program completers, 2014-15	12	12	100%	180	160	90	90	100%	179
	All program completers, 2013-14	11	11	100%	170	160	80	80	100%	178
<b>ENG LANG LIT COMP PEDAGOGY (DISCONTINUED) (0043)</b>  Test Company: ETS Score Range: 100-200	All enrolled students who have completed all nonclinical courses, 2015-16	2				130	2			
	Other enrolled students, 2015-16	2				130	17	15	88%	149
	All program completers, 2015-16	3				130	14	12	86%	143
	All program completers, 2014-15	6				130	37	36	97%	148
	All program completers, 2013-14	11	11	100%	147	130	67	66	99%	151

Single Assessment Institution-Level Pass Rate Data: *Alternative Teacher Preparation Program Within IHE*

		<b>HEOA - Title II 2015 - 2016 Academic Year</b>								
Institution Name		NORTHWESTERN STATE UNIVERSITY								
Institution Code		6492								
State		Louisiana								
							February 17, 2017			
Assessment Information <sup>1</sup>	Group	Number Taking Assessment	Number Passing Assessment	Institutional Pass Rate	Institutional Average Scaled Score	Assessment Cut Score <sup>2</sup>	Statewide			
							Number Taking Assessment	Number Passing Assessment	Statewide Pass Rate	Statewide Average Scaled Score
<b>ENGLISH LANGUAGE ARTS: CONTENT AND ANALYSIS (5039)</b>  Test Company: ETS Score Range: 100-200	All enrolled students who have completed all nonclinical courses, 2015-16	3				168	9			
	Other enrolled students, 2015-16	8				168	78	78	100%	176
	All program completers, 2015-16	1				168	20	20	100%	177
	All program completers, 2014-15									
	All program completers, 2013-14									
<b>FAMILY AND CONSUMER SCIENCES (DISCONTINUED 2) (5121)</b>  Test Company: ETS Score Range: 100-200	All enrolled students who have completed all nonclinical courses, 2015-16	2				141	5			
	Other enrolled students, 2015-16	2				141	3			
	All program completers, 2015-16						2			
	All program completers, 2014-15	1				141	3			
	All program completers, 2013-14						6			
<b>FAMILY AND CONSUMER SCIENCES (5122)</b>  Test Company: ETS Score Range: 100-200	All enrolled students who have completed all nonclinical courses, 2015-16									
	Other enrolled students, 2015-16						3			
	All program completers, 2015-16									
	All program completers, 2014-15									
	All program completers, 2013-14									
<b>FRENCH CONTENT KNOWLEDGE (0173)</b>  Test Company: ETS Score Range: 100-200	All enrolled students who have completed all nonclinical courses, 2015-16									
	Other enrolled students, 2015-16									
	All program completers, 2015-16									
	All program completers, 2014-15									
	All program completers, 2013-14						1			



**Single Assessment Institution-Level Pass Rate Data: Alternative Teacher Preparation Program Within IHE**

	<b>HEOA - Title II 2015 - 2016 Academic Year</b>
	<b>Institution Name</b>
	<b>Institution Code</b>
	<b>State</b>

NORTHWESTERN STATE UNIVERSITY


6492

Louisiana


February 17, 2017

Assessment Information <sup>1</sup>	Group	Number Taking Assessment	Number Passing Assessment	Institutional Pass Rate	Institutional Average Scaled Score	Assessment Cut Score <sup>2</sup>	Statewide			
							Number Taking Assessment	Number Passing Assessment	Statewide Pass Rate	Statewide Average Scaled Score
<b>FRENCH WORLD LANGUAGE (5174)</b>  Test Company: ETS Score Range: 100-200	All enrolled students who have completed all nonclinical courses, 2015-16									
	Other enrolled students, 2015-16						3			
	All program completers, 2015-16						1			
	All program completers, 2014-15						1			
	All program completers, 2013-14						7			
<b>GENERAL SCI CONTENT KNOWLEDGE (0435)</b>  Test Company: ETS Score Range: 100-200	All enrolled students who have completed all nonclinical courses, 2015-16	1				156	1			
	Other enrolled students, 2015-16	4				156	11	11	100%	173
	All program completers, 2015-16	1				156	2			
	All program completers, 2014-15	1				156	4			
	All program completers, 2013-14	1				156	12	12	100%	166
<b>HEALTH AND PE (5857)</b>  Test Company: ETS Score Range: 100-200	All enrolled students who have completed all nonclinical courses, 2015-16									
	Other enrolled students, 2015-16						19	19	100%	167
	All program completers, 2015-16						4			
	All program completers, 2014-15						1			
	All program completers, 2013-14									
<b>MATHEMATICS CONTENT KNOWLEDGE (DISC) (0061)</b>  Test Company: ETS Score Range: 100-200	All enrolled students who have completed all nonclinical courses, 2015-16	3				135	6			
	Other enrolled students, 2015-16	1				135	23	23	100%	152
	All program completers, 2015-16	1				135	14	14	100%	151
	All program completers, 2014-15	4				135	39	39	100%	147
	All program completers, 2013-14	1				135	37	37	100%	151

Single Assessment Institution-Level Pass Rate Data: *Alternative Teacher Preparation Program Within IHE*

		<b>HEOA - Title II 2015 - 2016 Academic Year</b>								
Institution Name		NORTHWESTERN STATE UNIVERSITY								
Institution Code		6492								
State		Louisiana								
							February 17, 2017			
Assessment Information <sup>1</sup>	Group	Number Taking Assessment	Number Passing Assessment	Institutional Pass Rate	Institutional Average Scaled Score	Assessment Cut Score <sup>2</sup>	Statewide			
							Number Taking Assessment	Number Passing Assessment	Statewide Pass Rate	Statewide Average Scaled Score
<b>MATHEMATICS CONTENT KNOWLEDGE (5161)</b>  Test Company: ETS Score Range: 100-200	All enrolled students who have completed all nonclinical courses, 2015-16									
	Other enrolled students, 2015-16	4				160	14	14	100%	173
	All program completers, 2015-16						4			
	All program completers, 2014-15									
	All program completers, 2013-14									
<b>MIDDLE SCHOOL ENG LANG ARTS (DISCONTINUED) (5049)</b>  Test Company: ETS Score Range: 100-200	All enrolled students who have completed all nonclinical courses, 2015-16	2				160	2			
	Other enrolled students, 2015-16	1				160	5			
	All program completers, 2015-16	2				160	10	10	100%	172
	All program completers, 2014-15	2				160	15	15	100%	173
	All program completers, 2013-14	2				160	15	15	100%	177
<b>MIDDLE SCHOOL ENG LANG ARTS (5047)</b>  Test Company: ETS Score Range: 100-200	All enrolled students who have completed all nonclinical courses, 2015-16									
	Other enrolled students, 2015-16	1				164	5			
	All program completers, 2015-16	2				164	2			
	All program completers, 2014-15									
	All program completers, 2013-14									
<b>MIDDLE SCHOOL MATHEMATICS (DISCONTINUED) (0069)</b>  Test Company: ETS Score Range: 100-200	All enrolled students who have completed all nonclinical courses, 2015-16	1				148	3			
	Other enrolled students, 2015-16	6				148	15	15	100%	161
	All program completers, 2015-16	5				148	13	13	100%	159
	All program completers, 2014-15	8				148	33	32	97%	161
	All program completers, 2013-14	4				148	29	29	100%	161

Single Assessment Institution-Level Pass Rate Data: *Alternative Teacher Preparation Program Within IHE*

	<b>HEOA - Title II 2015 - 2016 Academic Year</b>
	<b>Institution Name</b>
	<b>Institution Code</b>
	<b>State</b>

NORTHWESTERN STATE UNIVERSITY


6492

Louisiana

February 17, 2017

Assessment Information <sup>1</sup>	Group	Number Taking Assessment	Number Passing Assessment	Institutional Pass Rate	Institutional Average Scaled Score	Assessment Cut Score <sup>2</sup>	Statewide			
							Number Taking Assessment	Number Passing Assessment	Statewide Pass Rate	Statewide Average Scaled Score
<b>MIDDLE SCHOOL MATHEMATICS (5169)</b>  Test Company: ETS Score Range: 100-200	All enrolled students who have completed all nonclinical courses, 2015-16	2				165	3			
	Other enrolled students, 2015-16	3				165	18	18	100%	174
	All program completers, 2015-16	4				165	8			
	All program completers, 2014-15									
	All program completers, 2013-14									
<b>MIDDLE SCHOOL SCIENCE (DISCONTINUED) (0439)</b>  Test Company: ETS Score Range: 100-200	All enrolled students who have completed all nonclinical courses, 2015-16	3				150	4			
	Other enrolled students, 2015-16	1				150	5			
	All program completers, 2015-16						3			
	All program completers, 2014-15	1				150	7			
	All program completers, 2013-14						10	9	90%	154
<b>MIDDLE SCHOOL SCIENCE (5440)</b>  Test Company: ETS Score Range: 100-200	All enrolled students who have completed all nonclinical courses, 2015-16	3				150	4			
	Other enrolled students, 2015-16	2				150	14	14	100%	163
	All program completers, 2015-16						1			
	All program completers, 2014-15									
	All program completers, 2013-14									
<b>MIDDLE SCHOOL SOCIAL STUDIES (5089)</b>  Test Company: ETS Score Range: 100-200	All enrolled students who have completed all nonclinical courses, 2015-16	2				149	4			
	Other enrolled students, 2015-16	7				149	19	19	100%	169
	All program completers, 2015-16	2				149	10	10	100%	160
	All program completers, 2014-15	2				149	4			
	All program completers, 2013-14	4				149	10	10	100%	168


**Single Assessment Institution-Level Pass Rate Data: Alternative Teacher Preparation Program Within IHE**

	<b>HEOA - Title II 2015 - 2016 Academic Year</b>	
	<b>Institution Name</b>	NORTHWESTERN STATE UNIVERSITY
	<b>Institution Code</b>	6492
	<b>State</b>	Louisiana

February 17, 2017

Assessment Information <sup>1</sup>	Group	Number Taking Assessment	Number Passing Assessment	Institutional Pass Rate	Institutional Average Scaled Score	Assessment Cut Score <sup>2</sup>	Statewide			
							Number Taking Assessment	Number Passing Assessment	Statewide Pass Rate	Statewide Average Scaled Score
<b>MUSIC CONTENT KNOWLEDGE (0113)</b>  Test Company: ETS Score Range: 100-200	All enrolled students who have completed all nonclinical courses, 2015-16									
	Other enrolled students, 2015-16						8			
	All program completers, 2015-16						2			
	All program completers, 2014-15	2				151	5			
	All program completers, 2013-14						3			
<b>PHYSICAL ED CONTENT KNOWLEDGE (5091)</b>  Test Company: ETS Score Range: 100-200	All enrolled students who have completed all nonclinical courses, 2015-16						2			
	Other enrolled students, 2015-16						23	23	100%	151
	All program completers, 2015-16						20	20	100%	153
	All program completers, 2014-15						36	36	100%	154
	All program completers, 2013-14						31	31	100%	152
<b>PHYSICS CONTENT KNOWLEDGE (5265)</b>  Test Company: ETS Score Range: 100-200	All enrolled students who have completed all nonclinical courses, 2015-16									
	Other enrolled students, 2015-16									
	All program completers, 2015-16						1			
	All program completers, 2014-15	1				141	1			
	All program completers, 2013-14						3			
<b>PRAXIS I MATHEMATICS (DISCONTINUED) (0730)</b>  Test Company: ETS Score Range: 150-190	All enrolled students who have completed all nonclinical courses, 2015-16	21	21	100%	179	175	46	46	100%	179
	Other enrolled students, 2015-16	41	41	100%	178	175	180	176	98%	178
	All program completers, 2015-16	28	26	93%	178	175	197	192	97%	179
	All program completers, 2014-15	24	24	100%	179	175	205	202	99%	179
	All program completers, 2013-14	31	31	100%	180	175	295	287	97%	178


Single Assessment Institution-Level Pass Rate Data: *Alternative Teacher Preparation Program Within IHE*

	<b>HEOA - Title II 2015 - 2016 Academic Year</b>	
	<b>Institution Name</b>	NORTHWESTERN STATE UNIVERSITY
	<b>Institution Code</b>	6492
	<b>State</b>	Louisiana


February 17, 2017

Assessment Information <sup>1</sup>	Group	Number Taking Assessment	Number Passing Assessment	Institutional Pass Rate	Institutional Average Scaled Score	Assessment Cut Score <sup>2</sup>	Statewide			
							Number Taking Assessment	Number Passing Assessment	Statewide Pass Rate	Statewide Average Scaled Score
<b>PRAXIS I READING (DISCONTINUED) (0710)</b>  Test Company: ETS Score Range: 150-190	All enrolled students who have completed all nonclinical courses, 2015-16	20	20	100%	179	176	44	43	98%	179
	Other enrolled students, 2015-16	40	40	100%	180	176	179	173	97%	179
	All program completers, 2015-16	29	29	100%	179	176	194	192	99%	180
	All program completers, 2014-15	24	22	92%	179	176	207	202	98%	179
	All program completers, 2013-14	31	31	100%	180	176	293	290	99%	179
<b>PRAXIS I WRITING (DISCONTINUED) (0720)</b>  Test Company: ETS Score Range: 150-190	All enrolled students who have completed all nonclinical courses, 2015-16	20	20	100%	177	175	44	43	98%	177
	Other enrolled students, 2015-16	35	35	100%	177	175	165	156	95%	176
	All program completers, 2015-16	32	29	91%	176	175	196	189	96%	177
	All program completers, 2014-15	25	23	92%	176	175	204	200	98%	177
	All program completers, 2013-14	31	31	100%	176	175	299	288	96%	176
<b>PRINC LEARNING AND TEACHING 5-9 (DISCONTINUED) (0523)</b>  Test Company: ETS Score Range: 100-200	All enrolled students who have completed all nonclinical courses, 2015-16						2			
	Other enrolled students, 2015-16	2				154	3			
	All program completers, 2015-16	1				154	1			
	All program completers, 2014-15									
	All program completers, 2013-14	1				154	7			
<b>PRINC LEARNING AND TEACHING 5-9 (5623)</b>  Test Company: ETS Score Range: 100-200	All enrolled students who have completed all nonclinical courses, 2015-16	6				160	13	12	92%	178
	Other enrolled students, 2015-16	3				160	29	26	90%	170
	All program completers, 2015-16	12	12	100%	174	160	48	48	100%	172
	All program completers, 2014-15	14	14	100%	175	160	67	66	99%	173
	All program completers, 2013-14	9				160	61	61	100%	173


Single Assessment Institution-Level Pass Rate Data: *Alternative Teacher Preparation Program Within IHE*

		<b>HEOA - Title II 2015 - 2016 Academic Year</b>								
Institution Name		NORTHWESTERN STATE UNIVERSITY								
Institution Code		6492								
State		Louisiana								
							February 17, 2017			
Assessment Information <sup>1</sup>	Group	Number Taking Assessment	Number Passing Assessment	Institutional Pass Rate	Institutional Average Scaled Score	Assessment Cut Score <sup>2</sup>	Statewide			
							Number Taking Assessment	Number Passing Assessment	Statewide Pass Rate	Statewide Average Scaled Score
<b>PRINC LEARNING AND TEACHING 7-12 (DISCONTINUED) (0524)</b>  Test Company: ETS Score Range: 100-200	All enrolled students who have completed all nonclinical courses, 2015-16						1			
	Other enrolled students, 2015-16						4			
	All program completers, 2015-16						1			
	All program completers, 2014-15	2				161	10	10	100%	172
	All program completers, 2013-14	2				161	20	20	100%	169
<b>PRINC LEARNING AND TEACHING 7-12 (5624)</b>  Test Company: ETS Score Range: 100-200	All enrolled students who have completed all nonclinical courses, 2015-16	13	13	100%	175	157	53	53	100%	176
	Other enrolled students, 2015-16	6				157	101	94	93%	175
	All program completers, 2015-16	19	19	100%	174	157	209	208	100%	175
	All program completers, 2014-15	24	24	100%	177	157	240	240	100%	176
	All program completers, 2013-14	19	19	100%	173	157	258	258	100%	176
<b>PRINC LEARNING AND TEACHING EARLY CHILD (DISC) (0521)</b>  Test Company: ETS Score Range: 100-200	All enrolled students who have completed all nonclinical courses, 2015-16									
	Other enrolled students, 2015-16						1			
	All program completers, 2015-16									
	All program completers, 2014-15	1				172	1			
	All program completers, 2013-14						6			
<b>PRINC LEARNING AND TEACHING EARLY CHILD (5621)</b>  Test Company: ETS Score Range: 100-200	All enrolled students who have completed all nonclinical courses, 2015-16	13	13	100%	168	157	20	20	100%	171
	Other enrolled students, 2015-16	2				157	20	17	85%	164
	All program completers, 2015-16	14	14	100%	170	157	54	54	100%	172
	All program completers, 2014-15	6				157	71	71	100%	171
	All program completers, 2013-14	6				157	66	66	100%	170

Single Assessment Institution-Level Pass Rate Data: *Alternative Teacher Preparation Program Within IHE*

		<b>HEOA - Title II 2015 - 2016 Academic Year</b>								
Institution Name		NORTHWESTERN STATE UNIVERSITY								
Institution Code		6492								
State		Louisiana								
							February 17, 2017			
Assessment Information <sup>1</sup>	Group	Number Taking Assessment	Number Passing Assessment	Institutional Pass Rate	Institutional Average Scaled Score	Assessment Cut Score <sup>2</sup>	Statewide			
							Number Taking Assessment	Number Passing Assessment	Statewide Pass Rate	Statewide Average Scaled Score
<b>PRINC LEARNING AND TEACHING K-6 (DISCONTINUED) (0522)</b>  Test Company: ETS Score Range: 100-200	All enrolled students who have completed all nonclinical courses, 2015-16	2				161	3			
	Other enrolled students, 2015-16						2			
	All program completers, 2015-16						3			
	All program completers, 2014-15						9			
	All program completers, 2013-14						17	17	100%	171
<b>PRINC LEARNING AND TEACHING K-6 (5622)</b>  Test Company: ETS Score Range: 100-200	All enrolled students who have completed all nonclinical courses, 2015-16	14	14	100%	175	160	42	42	100%	175
	Other enrolled students, 2015-16	12	11	92%	170	160	124	115	93%	172
	All program completers, 2015-16	28	28	100%	172	160	199	199	100%	174
	All program completers, 2014-15	22	22	100%	175	160	239	239	100%	175
	All program completers, 2013-14	16	16	100%	176	160	267	267	100%	174
<b>SE CK AND MILD TO MODERATE APPL (5543)</b>  Test Company: ETS Score Range: 100-200	All enrolled students who have completed all nonclinical courses, 2015-16	8				153	11	11	100%	169
	Other enrolled students, 2015-16	9				153	45	43	96%	171
	All program completers, 2015-16	14	14	100%	169	153	63	63	100%	170
	All program completers, 2014-15	6				153	66	66	100%	170
	All program completers, 2013-14	8				153	67	67	100%	171
<b>SE CK AND SEVERE TO PROF APPL (5545)</b>  Test Company: ETS Score Range: 100-200	All enrolled students who have completed all nonclinical courses, 2015-16						2			
	Other enrolled students, 2015-16									
	All program completers, 2015-16									
	All program completers, 2014-15						4			
	All program completers, 2013-14						3			

Single Assessment Institution-Level Pass Rate Data: *Alternative Teacher Preparation Program Within IHE*


	<b>HEOA - Title II 2015 - 2016 Academic Year</b>	
	<b>Institution Name</b>	NORTHWESTERN STATE UNIVERSITY
	<b>Institution Code</b>	6492
	<b>State</b>	Louisiana

February 17, 2017

Assessment Information <sup>1</sup>	Group	Number Taking Assessment	Number Passing Assessment	Institutional Pass Rate	Institutional Average Scaled Score	Assessment Cut Score <sup>2</sup>	Statewide			
							Number Taking Assessment	Number Passing Assessment	Statewide Pass Rate	Statewide Average Scaled Score
<b>SE CORE KNOWLEDGE &amp; APPLICATIONS (5354)</b>  Test Company: ETS Score Range: 100-200	All enrolled students who have completed all nonclinical courses, 2015-16						1			
	Other enrolled students, 2015-16						6			
	All program completers, 2015-16						6			
	All program completers, 2014-15						10	10	100%	177
	All program completers, 2013-14						16	16	100%	174
<b>SE TEACHING STU WVISUAL IMPAIRMENT (5282)</b>  Test Company: ETS Score Range: 100-200	All enrolled students who have completed all nonclinical courses, 2015-16									
	Other enrolled students, 2015-16						1			
	All program completers, 2015-16						3			
	All program completers, 2014-15						1			
	All program completers, 2013-14									
<b>SE: PRESCHOOL EARLY CHILDHOOD (5691)</b>  Test Company: ETS Score Range: 100-200	All enrolled students who have completed all nonclinical courses, 2015-16						2			
	Other enrolled students, 2015-16						1			
	All program completers, 2015-16						6			
	All program completers, 2014-15						1			
	All program completers, 2013-14									
<b>SOCIAL STUDIES CONTENT &amp; INTERPRETATION (5086)</b>  Test Company: ETS Score Range: 100-200	All enrolled students who have completed all nonclinical courses, 2015-16	6				160	23	23	100%	169
	Other enrolled students, 2015-16	5				160	66	66	100%	171
	All program completers, 2015-16	3				160	44	44	100%	169
	All program completers, 2014-15	1				160	20	20	100%	167
	All program completers, 2013-14	1				160	23	23	100%	170




Single Assessment Institution-Level Pass Rate Data: *Alternative Teacher Preparation Program Within IHE*

	<b>HEOA - Title II 2015 - 2016 Academic Year</b>	
	<b>Institution Name</b>	NORTHWESTERN STATE UNIVERSITY
	<b>Institution Code</b>	6492
	<b>State</b>	Louisiana

February 17, 2017

Assessment Information <sup>1</sup>	Group	Number Taking Assessment	Number Passing Assessment	Institutional Pass Rate	Institutional Average Scaled Score	Assessment Cut Score <sup>2</sup>	Statewide			
							Number Taking Assessment	Number Passing Assessment	Statewide Pass Rate	Statewide Average Scaled Score
<b>SOCIAL STUDIES CONTENT KNOWLEDGE (0081)</b>  Test Company: ETS Score Range: 100-200	All enrolled students who have completed all nonclinical courses, 2015-16						1			
	Other enrolled students, 2015-16						9			
	All program completers, 2015-16						4			
	All program completers, 2014-15						13	13	100%	167
	All program completers, 2013-14	5				149	32	31	97%	166
<b>SOCIAL STUDIES INTERPRET MATERIAL (DISC) (0083)</b>  Test Company: ETS Score Range: 100-200	All enrolled students who have completed all nonclinical courses, 2015-16						1			
	Other enrolled students, 2015-16						9			
	All program completers, 2015-16						4			
	All program completers, 2014-15						12	12	100%	164
	All program completers, 2013-14	5				152	31	31	100%	166
<b>SPANISH CONTENT KNOWLEDGE (0191)</b>  Test Company: ETS Score Range: 100-200	All enrolled students who have completed all nonclinical courses, 2015-16									
	Other enrolled students, 2015-16									
	All program completers, 2015-16									
	All program completers, 2014-15						3			
	All program completers, 2013-14						1			
<b>SPANISH WORLD LANGUAGE (5195)</b>  Test Company: ETS Score Range: 100-200	All enrolled students who have completed all nonclinical courses, 2015-16	2				157	4			
	Other enrolled students, 2015-16	1				157	16	16	100%	179
	All program completers, 2015-16	1				157	9			
	All program completers, 2014-15						7			
	All program completers, 2013-14						7			

Single Assessment Institution-Level Pass Rate Data: *Alternative Teacher Preparation Program Within IHE*

	<b>HEOA - Title II</b> <b>2015 - 2016 Academic Year</b>	
	<b>Institution Name</b>	NORTHWESTERN STATE UNIVERSITY
	<b>Institution Code</b>	6492
	<b>State</b>	Louisiana

February 17, 2017

Assessment Information <sup>1</sup>	Group	Number Taking Assessment	Number Passing Assessment	Institutional Pass Rate	Institutional Average Scaled Score	Assessment Cut Score <sup>2</sup>	Statewide				
							Number Taking Assessment	Number Passing Assessment	Statewide Pass Rate	Statewide Average Scaled Score	
SPEECH COMMUNICATION (DISCONTINUED) (0220)  Test Company: ETS Score Range: 250-990	All enrolled students who have completed all nonclinical courses, 2015-16										
	Other enrolled students, 2015-16										
	All program completers, 2015-16										
	All program completers, 2014-15										
	All program completers, 2013-14						1				
SPEECH COMMUNICATION: CK (5221)  Test Company: ETS Score Range: 100-200	All enrolled students who have completed all nonclinical courses, 2015-16										
	Other enrolled students, 2015-16	1				146	1				
	All program completers, 2015-16										
	All program completers, 2014-15										
	All program completers, 2013-14						1				
WORLD LANGUAGE PEDAGOGY (5841)  Test Company: ETS Score Range: 100-200	All enrolled students who have completed all nonclinical courses, 2015-16	1				158	3				
	Other enrolled students, 2015-16						6				
	All program completers, 2015-16	1				158	9				
	All program completers, 2014-15						5				
	All program completers, 2013-14						6				

Note: In cases where there are less than ten students taking the assessment or license/certificate, the number passing and pass rate are not reported.

<sup>1</sup>Tests with multiple delivery options (computer, paper, etc.) will be noted with the assessment code for one format only.

<sup>2</sup>Cut scores may vary for groups depending upon when the cut scores are established by the state and when each group completed their teacher certification or licensure assessment.