


**Summary Institution-Level Pass Rate Data: *Alternative Teacher Preparation Program Within IHE***


		<b>HEOA - Title II 2014 - 2015 Academic Year</b>				
<b>Institution Name</b>		NORTHWESTERN STATE UNIVERSITY				
<b>Institution Code</b>		6492				
<b>State</b>		Louisiana				
<i>February 26, 2016</i>						
				<b>Statewide</b>		
<b>Group</b>	<b>Number Taking Assessment<sup>1</sup></b>	<b>Number Passing Assessment<sup>2</sup></b>	<b>Institutional Pass Rate</b>	<b>Number Taking Assessment<sup>1</sup></b>	<b>Number Passing Assessment<sup>2</sup></b>	<b>Statewide Pass Rate</b>
All program completers, 2014-15	69	65	94%	662	647	98%
All program completers, 2013-14	57	57	100%	742	722	97%
All program completers, 2012-13	67	67	100%	916	895	98%

Note: In cases where there are less than ten students taking the assessment or license/certificate, the number passing and pass rate are not reported.

<sup>1</sup> Number of completers taking one or more assessments within their area of specialization.

<sup>2</sup> Summary level "Number Taking Assessment" may differ from assessment level "Number Taking Assessment" because each student is counted once at the summary level but may be counted in multiple assessments at the assessment level.

**Single Assessment Institution-Level Pass Rate Data: Alternative Teacher Preparation Program Within IHE**

	<b>HEOA - Title II 2014 - 2015 Academic Year</b>
	<b>Institution Name</b>
	<b>Institution Code</b>
	<b>State</b>

NORTHWESTERN STATE UNIVERSITY


6492

Louisiana

February 26, 2016

Assessment Information <sup>1</sup>	Group	Number Taking Assessment	Number Passing Assessment	Institutional Pass Rate	Institutional Average Scaled Score	Assessment Cut Score <sup>2</sup>	Statewide			
							Number Taking Assessment	Number Passing Assessment	Statewide Pass Rate	Statewide Average Scaled Score
<b>AGRICULTURE (DISCONTINUED) (0700)</b>  Test Company: ETS Score Range: 250-990	All enrolled students who have completed all nonclinical courses, 2014-15									
	Other enrolled students, 2014-15									
	All program completers, 2014-15						1			
	All program completers, 2013-14									
	All program completers, 2012-13						2			
<b>ART CONTENT KNOWLEDGE (DISCONTINUED) (0133)</b>  Test Company: ETS Score Range: 100-200	All enrolled students who have completed all nonclinical courses, 2014-15						1			
	Other enrolled students, 2014-15						1			
	All program completers, 2014-15						1			
	All program completers, 2013-14						3			
	All program completers, 2012-13						13	13	100%	166
<b>ART CONTENT KNOWLEDGE (5134)</b>  Test Company: ETS Score Range: 100-200	All enrolled students who have completed all nonclinical courses, 2014-15						1			
	Other enrolled students, 2014-15						12	12	100%	173
	All program completers, 2014-15						4			
	All program completers, 2013-14						5			
	All program completers, 2012-13						1			
<b>BIOLOGY CONTENT KNOWLEDGE (0235)</b>  Test Company: ETS Score Range: 100-200	All enrolled students who have completed all nonclinical courses, 2014-15	5				150	13	13	100%	162
	Other enrolled students, 2014-15	2				150	58	58	100%	165
	All program completers, 2014-15	2				150	29	29	100%	164
	All program completers, 2013-14	2				150	41	41	100%	161
	All program completers, 2012-13	3				150	41	41	100%	163

Single Assessment Institution-Level Pass Rate Data: *Alternative Teacher Preparation Program Within IHE*


	<b>HEOA - Title II 2014 - 2015 Academic Year</b>
	<b>Institution Name</b>
	<b>Institution Code</b>
	<b>State</b>

NORTHWESTERN STATE UNIVERSITY  
6492  
Louisiana


February 26, 2016

Assessment Information <sup>1</sup>	Group	Number Taking Assessment	Number Passing Assessment	Institutional Pass Rate	Institutional Average Scaled Score	Assessment Cut Score <sup>2</sup>	Statewide			
							Number Taking Assessment	Number Passing Assessment	Statewide Pass Rate	Statewide Average Scaled Score
<b>BUSINESS ED CONTENT KNOWLEDGE (5101)</b>  Test Company: ETS Score Range: 100-200	All enrolled students who have completed all nonclinical courses, 2014-15						1			
	Other enrolled students, 2014-15	4				154	15	15	100%	168
	All program completers, 2014-15	2				154	6			
	All program completers, 2013-14						4			
	All program completers, 2012-13						6			
<b>BUSINESS ED (0100)</b>  Test Company: ETS Score Range: 250-990	All enrolled students who have completed all nonclinical courses, 2014-15									
	Other enrolled students, 2014-15						2			
	All program completers, 2014-15									
	All program completers, 2013-14	1				570	2			
	All program completers, 2012-13	1				570	11	11	100%	648
<b>CHEMISTRY CONTENT KNOWLEDGE (0245)</b>  Test Company: ETS Score Range: 100-200	All enrolled students who have completed all nonclinical courses, 2014-15									
	Other enrolled students, 2014-15	1				151	7			
	All program completers, 2014-15						5			
	All program completers, 2013-14						6			
	All program completers, 2012-13	3				151	9			
<b>CHINESE (MANDARIN) WORLD LANGUAGE (5665)</b>  Test Company: ETS Score Range: 100-200	All enrolled students who have completed all nonclinical courses, 2014-15									
	Other enrolled students, 2014-15						1			
	All program completers, 2014-15									
	All program completers, 2013-14									
	All program completers, 2012-13									


Single Assessment Institution-Level Pass Rate Data: *Alternative Teacher Preparation Program Within IHE*

		<b>HEOA - Title II 2014 - 2015 Academic Year</b>									
Institution Name		NORTHWESTERN STATE UNIVERSITY									
Institution Code		6492									
State		Louisiana									
							February 26, 2016				
Assessment Information <sup>1</sup>		Group	Number Taking Assessment	Number Passing Assessment	Institutional Pass Rate	Institutional Average Scaled Score	Assessment Cut Score <sup>2</sup>	Statewide			
								Number Taking Assessment	Number Passing Assessment	Statewide Pass Rate	Statewide Average Scaled Score
<b>CORE ACADEMIC SKILLS FOR ED: MATH (5732)</b>  Test Company: ETS Score Range: 100-200		All enrolled students who have completed all nonclinical courses, 2014-15						1			
		Other enrolled students, 2014-15	5				150	48	46	96%	162
		All program completers, 2014-15									
		All program completers, 2013-14									
		All program completers, 2012-13									
<b>CORE ACADEMIC SKILLS FOR ED: READING (5712)</b>  Test Company: ETS Score Range: 100-200		All enrolled students who have completed all nonclinical courses, 2014-15	2				156	4			
		Other enrolled students, 2014-15	6				156	56	56	100%	182
		All program completers, 2014-15						1			
		All program completers, 2013-14									
		All program completers, 2012-13									
<b>CORE ACADEMIC SKILLS FOR ED: WRITING (5722)</b>  Test Company: ETS Score Range: 100-200		All enrolled students who have completed all nonclinical courses, 2014-15	4				162	7			
		Other enrolled students, 2014-15	6				162	58	57	98%	172
		All program completers, 2014-15						1			
		All program completers, 2013-14									
		All program completers, 2012-13									
<b>EARLY CHILDHOOD EDUCATION (0020)</b>  Test Company: ETS Score Range: 250-990		All enrolled students who have completed all nonclinical courses, 2014-15									
		Other enrolled students, 2014-15									
		All program completers, 2014-15									
		All program completers, 2013-14									
		All program completers, 2012-13	1					510	3		


Single Assessment Institution-Level Pass Rate Data: *Alternative Teacher Preparation Program Within IHE*

		<b>HEOA - Title II 2014 - 2015 Academic Year</b>									
Institution Name		NORTHWESTERN STATE UNIVERSITY									
Institution Code		6492									
State		Louisiana									
							February 26, 2016				
Assessment Information <sup>1</sup>		Group	Number Taking Assessment	Number Passing Assessment	Institutional Pass Rate	Institutional Average Scaled Score	Assessment Cut Score <sup>2</sup>	Statewide			
								Number Taking Assessment	Number Passing Assessment	Statewide Pass Rate	Statewide Average Scaled Score
<b>ED OF DEAF AND HARD OF HEARING (DISCONTINUED) (0271)</b>  Test Company: ETS Score Range: 100-200		All enrolled students who have completed all nonclinical courses, 2014-15									
		Other enrolled students, 2014-15									
		All program completers, 2014-15									
		All program completers, 2013-14									
		All program completers, 2012-13							2		
<b>ED OF DEAF AND HARD OF HEARING (5272)</b>  Test Company: ETS Score Range: 100-200		All enrolled students who have completed all nonclinical courses, 2014-15									
		Other enrolled students, 2014-15						3			
		All program completers, 2014-15									
		All program completers, 2013-14									
		All program completers, 2012-13									
<b>ED OF EXCEPTIONAL STUDENTS CORE CK(DISCONTINUED) (0353)</b>  Test Company: ETS Score Range: 100-200		All enrolled students who have completed all nonclinical courses, 2014-15	1				143	1			
		Other enrolled students, 2014-15	1				143	2			
		All program completers, 2014-15						1			
		All program completers, 2013-14						3			
		All program completers, 2012-13						6			
<b>ED OF EXCEPTIONAL STUDENTS MTMD (0542)</b>  Test Company: ETS Score Range: 100-200		All enrolled students who have completed all nonclinical courses, 2014-15	1				141	1			
		Other enrolled students, 2014-15	1				141	1			
		All program completers, 2014-15						1			
		All program completers, 2013-14						1			
		All program completers, 2012-13						6			

**Single Assessment Institution-Level Pass Rate Data: Alternative Teacher Preparation Program Within IHE**

		<b>HEOA - Title II 2014 - 2015 Academic Year</b>									
Institution Name		NORTHWESTERN STATE UNIVERSITY									
Institution Code		6492									
State		Louisiana									
							February 26, 2016				
Assessment Information <sup>1</sup>	Group	Number Taking Assessment	Number Passing Assessment	Institutional Pass Rate	Institutional Average Scaled Score	Assessment Cut Score <sup>2</sup>	Statewide				
							Number Taking Assessment	Number Passing Assessment	Statewide Pass Rate	Statewide Average Scaled Score	
<b>ED OF EXCEPTIONAL STUDENTS STPD (0544)</b>  Test Company: ETS Score Range: 100-200	All enrolled students who have completed all nonclinical courses, 2014-15										
	Other enrolled students, 2014-15										
	All program completers, 2014-15										
	All program completers, 2013-14										
	All program completers, 2012-13							1			
<b>ELEM ED CONTENT KNOWLEDGE (DISCONTINUED) (5014)</b>  Test Company: ETS Score Range: 100-200	All enrolled students who have completed all nonclinical courses, 2014-15	45	45	100%	164	150	112	112	100%	166	
	Other enrolled students, 2014-15	88	88	100%	164	150	507	507	100%	166	
	All program completers, 2014-15	29	29	100%	163	150	316	316	100%	166	
	All program completers, 2013-14	25	25	100%	166	150	361	360	100%	165	
	All program completers, 2012-13	25	25	100%	162	150	445	445	100%	164	
<b>ENG LANG LIT COMP CONTENT KNOWLEDGE (DISC) (0041)</b>  Test Company: ETS Score Range: 100-200	All enrolled students who have completed all nonclinical courses, 2014-15	9				160	26	26	100%	176	
	Other enrolled students, 2014-15	11	11	100%	175	160	109	108	99%	179	
	All program completers, 2014-15	12	12	100%	180	160	90	90	100%	179	
	All program completers, 2013-14	11	11	100%	170	160	80	80	100%	178	
	All program completers, 2012-13	6				160	95	95	100%	178	
<b>ENG LANG LIT COMP PEDAGOGY (DISCONTINUED) (0043)</b>  Test Company: ETS Score Range: 100-200	All enrolled students who have completed all nonclinical courses, 2014-15	4				130	8				
	Other enrolled students, 2014-15	4				130	29	26	90%	147	
	All program completers, 2014-15	6				130	37	36	97%	148	
	All program completers, 2013-14	11	11	100%	147	130	67	66	99%	151	
	All program completers, 2012-13	6				130	93	92	99%	151	

Single Assessment Institution-Level Pass Rate Data: *Alternative Teacher Preparation Program Within IHE*

	<b>HEOA - Title II 2014 - 2015 Academic Year</b>
	<b>Institution Name</b>
	<b>Institution Code</b>
	<b>State</b>

NORTHWESTERN STATE UNIVERSITY


6492

Louisiana

February 26, 2016

Assessment Information <sup>1</sup>	Group	Number Taking Assessment	Number Passing Assessment	Institutional Pass Rate	Institutional Average Scaled Score	Assessment Cut Score <sup>2</sup>	Statewide			
							Number Taking Assessment	Number Passing Assessment	Statewide Pass Rate	Statewide Average Scaled Score
<b>ENGLISH LANGUAGE ARTS: CONTENT AND ANALYSIS (5039)</b>  Test Company: ETS Score Range: 100-200	All enrolled students who have completed all nonclinical courses, 2014-15	1				168	4			
	Other enrolled students, 2014-15	2				168	26	26	100%	178
	All program completers, 2014-15									
	All program completers, 2013-14									
	All program completers, 2012-13									
<b>FAMILY AND CONSUMER SCIENCES (DISCONTINUED 2) (5121)</b>  Test Company: ETS Score Range: 100-200	All enrolled students who have completed all nonclinical courses, 2014-15						1			
	Other enrolled students, 2014-15	4				141	11	11	100%	157
	All program completers, 2014-15	1				141	3			
	All program completers, 2013-14						6			
	All program completers, 2012-13						6			
<b>FRENCH CONTENT KNOWLEDGE (0173)</b>  Test Company: ETS Score Range: 100-200	All enrolled students who have completed all nonclinical courses, 2014-15									
	Other enrolled students, 2014-15									
	All program completers, 2014-15									
	All program completers, 2013-14						1			
	All program completers, 2012-13									
<b>FRENCH WORLD LANGUAGE (5174)</b>  Test Company: ETS Score Range: 100-200	All enrolled students who have completed all nonclinical courses, 2014-15									
	Other enrolled students, 2014-15									
	All program completers, 2014-15						1			
	All program completers, 2013-14						7			
	All program completers, 2012-13	2				157	7			

**Single Assessment Institution-Level Pass Rate Data: Alternative Teacher Preparation Program Within IHE**

	<b>HEOA - Title II 2014 - 2015 Academic Year</b>
	<b>Institution Name</b>
	<b>Institution Code</b>
	<b>State</b>


NORTHWESTERN STATE UNIVERSITY  
6492  
Louisiana

February 26, 2016

Assessment Information <sup>1</sup>	Group	Number Taking Assessment	Number Passing Assessment	Institutional Pass Rate	Institutional Average Scaled Score	Assessment Cut Score <sup>2</sup>	Statewide			
							Number Taking Assessment	Number Passing Assessment	Statewide Pass Rate	Statewide Average Scaled Score
<b>GENERAL SCI CONTENT KNOWLEDGE (0435)</b>  Test Company: ETS Score Range: 100-200	All enrolled students who have completed all nonclinical courses, 2014-15	1				156	2			
	Other enrolled students, 2014-15	3				156	7			
	All program completers, 2014-15	1				156	4			
	All program completers, 2013-14	1				156	12	12	100%	166
	All program completers, 2012-13	3				156	9			
<b>HEALTH AND PE (5857)</b>  Test Company: ETS Score Range: 100-200	All enrolled students who have completed all nonclinical courses, 2014-15									
	Other enrolled students, 2014-15						5			
	All program completers, 2014-15						1			
	All program completers, 2013-14									
<b>MATHEMATICS CONTENT KNOWLEDGE (DISC) (0061)</b>  Test Company: ETS Score Range: 100-200	All enrolled students who have completed all nonclinical courses, 2014-15	1				135	2			
	Other enrolled students, 2014-15	3				135	43	43	100%	152
	All program completers, 2014-15	4				135	38	38	100%	147
	All program completers, 2013-14	1				135	37	37	100%	151
	All program completers, 2012-13	2				135	37	37	100%	149
<b>MATHEMATICS CONTENT KNOWLEDGE (5161)</b>  Test Company: ETS Score Range: 100-200	All enrolled students who have completed all nonclinical courses, 2014-15						2			
	Other enrolled students, 2014-15						3			
	All program completers, 2014-15									
	All program completers, 2013-14									
	All program completers, 2012-13									



Single Assessment Institution-Level Pass Rate Data: *Alternative Teacher Preparation Program Within IHE*

	<b>HEOA - Title II 2014 - 2015 Academic Year</b>
	<b>Institution Name</b>
	<b>Institution Code</b>
	<b>State</b>

NORTHWESTERN STATE UNIVERSITY


6492

Louisiana

February 26, 2016

Assessment Information <sup>1</sup>	Group	Number Taking Assessment	Number Passing Assessment	Institutional Pass Rate	Institutional Average Scaled Score	Assessment Cut Score <sup>2</sup>	Statewide			
							Number Taking Assessment	Number Passing Assessment	Statewide Pass Rate	Statewide Average Scaled Score
<b>MIDDLE SCHOOL ENG LANG ARTS (DISCONTINUED) (5049)</b>  Test Company: ETS Score Range: 100-200	All enrolled students who have completed all nonclinical courses, 2014-15	1				160	2			
	Other enrolled students, 2014-15	4				160	15	15	100%	171
	All program completers, 2014-15	2				160	15	15	100%	173
	All program completers, 2013-14	2				160	15	15	100%	177
	All program completers, 2012-13	5				160	28	28	100%	171
<b>MIDDLE SCHOOL ENG LANG ARTS (5047)</b>  Test Company: ETS Score Range: 100-200	All enrolled students who have completed all nonclinical courses, 2014-15	2				164	2			
	Other enrolled students, 2014-15									
	All program completers, 2014-15									
	All program completers, 2013-14									
<b>MIDDLE SCHOOL MATHEMATICS (DISCONTINUED) (0069)</b>  Test Company: ETS Score Range: 100-200	All enrolled students who have completed all nonclinical courses, 2014-15	7				148	10	10	100%	156
	Other enrolled students, 2014-15	8				148	29	29	100%	162
	All program completers, 2014-15	8				148	33	32	97%	161
	All program completers, 2013-14	4				148	29	29	100%	161
	All program completers, 2012-13	8				148	50	50	100%	161
<b>MIDDLE SCHOOL MATHEMATICS (5169)</b>  Test Company: ETS Score Range: 100-200	All enrolled students who have completed all nonclinical courses, 2014-15	4				165	4			
	Other enrolled students, 2014-15	1				165	11	11	100%	175
	All program completers, 2014-15									
	All program completers, 2013-14									
	All program completers, 2012-13									


**Single Assessment Institution-Level Pass Rate Data: Alternative Teacher Preparation Program Within IHE**

	<b>HEOA - Title II 2014 - 2015 Academic Year</b>
	<b>Institution Name</b> NORTHWESTERN STATE UNIVERSITY
	<b>Institution Code</b> 6492
	<b>State</b> Louisiana

February 26, 2016

Assessment Information <sup>1</sup>	Group	Number Taking Assessment	Number Passing Assessment	Institutional Pass Rate	Institutional Average Scaled Score	Assessment Cut Score <sup>2</sup>	Statewide			
							Number Taking Assessment	Number Passing Assessment	Statewide Pass Rate	Statewide Average Scaled Score
<b>MIDDLE SCHOOL SCIENCE (DISCONTINUED) (0439)</b>  Test Company: ETS Score Range: 100-200	All enrolled students who have completed all nonclinical courses, 2014-15						1			
	Other enrolled students, 2014-15	3				150	8			
	All program completers, 2014-15	1				150	7			
	All program completers, 2013-14						10	9	90%	154
	All program completers, 2012-13	2				150	9			
<b>MIDDLE SCHOOL SCIENCE (5440)</b>  Test Company: ETS Score Range: 100-200	All enrolled students who have completed all nonclinical courses, 2014-15									
	Other enrolled students, 2014-15						5			
	All program completers, 2014-15									
	All program completers, 2013-14									
	All program completers, 2012-13									
<b>MIDDLE SCHOOL SOCIAL STUDIES (5089)</b>  Test Company: ETS Score Range: 100-200	All enrolled students who have completed all nonclinical courses, 2014-15	3				149	6			
	Other enrolled students, 2014-15	2				149	16	16	100%	166
	All program completers, 2014-15	2				149	4			
	All program completers, 2013-14	4				149	10	10	100%	168
	All program completers, 2012-13	2				149	14	14	100%	165
<b>MUSIC CONTENT KNOWLEDGE (0113)</b>  Test Company: ETS Score Range: 100-200	All enrolled students who have completed all nonclinical courses, 2014-15						1			
	Other enrolled students, 2014-15	1				151	6			
	All program completers, 2014-15	2				151	5			
	All program completers, 2013-14						3			
	All program completers, 2012-13						9			

Single Assessment Institution-Level Pass Rate Data: *Alternative Teacher Preparation Program Within IHE*


	<b>HEOA - Title II 2014 - 2015 Academic Year</b>
	<b>Institution Name</b>
	<b>Institution Code</b>
	<b>State</b>

NORTHWESTERN STATE UNIVERSITY  
6492  
Louisiana

February 26, 2016

Assessment Information <sup>1</sup>	Group	Number Taking Assessment	Number Passing Assessment	Institutional Pass Rate	Institutional Average Scaled Score	Assessment Cut Score <sup>2</sup>	Statewide			
							Number Taking Assessment	Number Passing Assessment	Statewide Pass Rate	Statewide Average Scaled Score
<b>PHYSICAL ED CONTENT KNOWLEDGE (5091)</b>  Test Company: ETS Score Range: 100-200	All enrolled students who have completed all nonclinical courses, 2014-15						5			
	Other enrolled students, 2014-15						48	48	100%	152
	All program completers, 2014-15						36	36	100%	154
	All program completers, 2013-14						31	31	100%	152
	All program completers, 2012-13	3				146	28	28	100%	153
<b>PHYSICS CONTENT KNOWLEDGE (5265)</b>  Test Company: ETS Score Range: 100-200	All enrolled students who have completed all nonclinical courses, 2014-15									
	Other enrolled students, 2014-15									
	All program completers, 2014-15	1				141	1			
	All program completers, 2013-14						3			
	All program completers, 2012-13	1				141	5			
<b>PRAXIS I MATHEMATICS (DISCONTINUED) (0730)</b>  Test Company: ETS Score Range: 150-190	All enrolled students who have completed all nonclinical courses, 2014-15	31	29	94%	178	175	84	79	94%	178
	Other enrolled students, 2014-15	64	62	97%	178	175	358	351	98%	179
	All program completers, 2014-15	24	24	100%	179	175	205	202	99%	179
	All program completers, 2013-14	31	31	100%	180	175	295	287	97%	178
	All program completers, 2012-13	33	33	100%	179	175	407	398	98%	177
<b>PRAXIS I READING (DISCONTINUED) (0710)</b>  Test Company: ETS Score Range: 150-190	All enrolled students who have completed all nonclinical courses, 2014-15	30	30	100%	179	176	83	82	99%	180
	Other enrolled students, 2014-15	64	63	98%	180	176	353	347	98%	179
	All program completers, 2014-15	24	22	92%	179	176	207	202	98%	179
	All program completers, 2013-14	31	31	100%	180	176	293	290	99%	179
	All program completers, 2012-13	34	34	100%	180	176	410	398	97%	178

**Single Assessment Institution-Level Pass Rate Data: *Alternative Teacher Preparation Program Within IHE***


	<b>HEOA - Title II 2014 - 2015 Academic Year</b>
	<b>Institution Name</b>
	<b>Institution Code</b>
	<b>State</b>

NORTHWESTERN STATE UNIVERSITY  
6492  
Louisiana


February 26, 2016

Assessment Information <sup>1</sup>	Group	Number Taking Assessment	Number Passing Assessment	Institutional Pass Rate	Institutional Average Scaled Score	Assessment Cut Score <sup>2</sup>	Statewide			
							Number Taking Assessment	Number Passing Assessment	Statewide Pass Rate	Statewide Average Scaled Score
<b>PRAXIS I WRITING (DISCONTINUED) (0720)</b>  Test Company: ETS Score Range: 150-190	All enrolled students who have completed all nonclinical courses, 2014-15	28	27	96%	176	175	79	76	96%	176
	Other enrolled students, 2014-15	64	61	95%	177	175	347	333	96%	177
	All program completers, 2014-15	25	23	92%	176	175	204	200	98%	177
	All program completers, 2013-14	31	31	100%	176	175	299	288	96%	176
	All program completers, 2012-13	33	33	100%	176	175	410	399	97%	176
<b>PRINC LEARNING AND TEACHING 5-9 (DISCONTINUED) (0523)</b>  Test Company: ETS Score Range: 100-200	All enrolled students who have completed all nonclinical courses, 2014-15	1				154	2			
	Other enrolled students, 2014-15	2				154	5			
	All program completers, 2014-15									
	All program completers, 2013-14	1				154	7			
	All program completers, 2012-13	4				154	22	22	100%	165
<b>PRINC LEARNING AND TEACHING 5-9 (5623)</b>  Test Company: ETS Score Range: 100-200	All enrolled students who have completed all nonclinical courses, 2014-15	7				160	17	17	100%	170
	Other enrolled students, 2014-15	1				160	24	16	67%	167
	All program completers, 2014-15	14	14	100%	175	160	67	66	99%	173
	All program completers, 2013-14	9				160	61	61	100%	173
	All program completers, 2012-13	13	13	100%	175	160	74	74	100%	172
<b>PRINC LEARNING AND TEACHING 7-12 (DISCONTINUED) (0524)</b>  Test Company: ETS Score Range: 100-200	All enrolled students who have completed all nonclinical courses, 2014-15									
	Other enrolled students, 2014-15	1				161	6			
	All program completers, 2014-15	2				161	10	10	100%	172
	All program completers, 2013-14	2				161	21	20	95%	168
	All program completers, 2012-13	9				161	70	70	100%	173


Single Assessment Institution-Level Pass Rate Data: *Alternative Teacher Preparation Program Within IHE*

		<b>HEOA - Title II 2014 - 2015 Academic Year</b>									
Institution Name		NORTHWESTERN STATE UNIVERSITY									
Institution Code		6492									
State		Louisiana									
							February 26, 2016				
Assessment Information <sup>1</sup>		Group	Number Taking Assessment	Number Passing Assessment	Institutional Pass Rate	Institutional Average Scaled Score	Assessment Cut Score <sup>2</sup>	Statewide			
								Number Taking Assessment	Number Passing Assessment	Statewide Pass Rate	Statewide Average Scaled Score
<b>PRINC LEARNING AND TEACHING 7-12 (5624)</b>  Test Company: ETS Score Range: 100-200		All enrolled students who have completed all nonclinical courses, 2014-15	12	12	100%	174	157	60	60	100%	175
		Other enrolled students, 2014-15	6				157	123	111	90%	172
		All program completers, 2014-15	24	24	100%	177	157	239	239	100%	176
		All program completers, 2013-14	19	19	100%	173	157	257	257	100%	176
		All program completers, 2012-13	14	14	100%	177	157	258	258	100%	175
<b>PRINC LEARNING AND TEACHING EARLY CHILD (DISC) (0521)</b>  Test Company: ETS Score Range: 100-200		All enrolled students who have completed all nonclinical courses, 2014-15									
		Other enrolled students, 2014-15	1				172	2			
		All program completers, 2014-15	1				172	1			
		All program completers, 2013-14						6			
		All program completers, 2012-13	6				172	23	23	100%	182
<b>PRINC LEARNING AND TEACHING EARLY CHILD (5621)</b>  Test Company: ETS Score Range: 100-200		All enrolled students who have completed all nonclinical courses, 2014-15	12	12	100%	170	157	26	26	100%	170
		Other enrolled students, 2014-15	11	10	91%	168	157	33	26	79%	167
		All program completers, 2014-15	6				157	71	71	100%	171
		All program completers, 2013-14	6				157	66	66	100%	170
		All program completers, 2012-13	2				157	76	76	100%	171
<b>PRINC LEARNING AND TEACHING K-6 (DISCONTINUED) (0522)</b>  Test Company: ETS Score Range: 100-200		All enrolled students who have completed all nonclinical courses, 2014-15						1			
		Other enrolled students, 2014-15	2				161	7			
		All program completers, 2014-15						9			
		All program completers, 2013-14						17	17	100%	171
		All program completers, 2012-13	4					161	63	63	100%


Single Assessment Institution-Level Pass Rate Data: *Alternative Teacher Preparation Program Within IHE*

		<b>HEOA - Title II 2014 - 2015 Academic Year</b>									
Institution Name		NORTHWESTERN STATE UNIVERSITY									
Institution Code		6492									
State		Louisiana					February 26, 2016				
Assessment Information <sup>1</sup>	Group	Number Taking Assessment	Number Passing Assessment	Institutional Pass Rate	Institutional Average Scaled Score	Assessment Cut Score <sup>2</sup>	Statewide				
							Number Taking Assessment	Number Passing Assessment	Statewide Pass Rate	Statewide Average Scaled Score	
<b>PRINC LEARNING AND TEACHING K-6 (5622)</b>  Test Company: ETS Score Range: 100-200	All enrolled students who have completed all nonclinical courses, 2014-15	13	13	100%	170	160	61	60	98%	173	
	Other enrolled students, 2014-15	12	11	92%	168	160	85	77	91%	172	
	All program completers, 2014-15	22	22	100%	175	160	239	239	100%	175	
	All program completers, 2013-14	16	16	100%	176	160	267	267	100%	174	
	All program completers, 2012-13	11	11	100%	174	160	248	248	100%	174	
<b>SE CK AND MILD TO MODERATE APPL (5543)</b>  Test Company: ETS Score Range: 100-200	All enrolled students who have completed all nonclinical courses, 2014-15	14	14	100%	169	153	22	22	100%	170	
	Other enrolled students, 2014-15	7				153	42	39	93%	169	
	All program completers, 2014-15	6				153	64	64	100%	170	
	All program completers, 2013-14	8				153	67	67	100%	171	
	All program completers, 2012-13	6				153	60	60	100%	171	
<b>SE CK AND SEVERE TO PROF APPL (5545)</b>  Test Company: ETS Score Range: 100-200	All enrolled students who have completed all nonclinical courses, 2014-15										
	Other enrolled students, 2014-15										
	All program completers, 2014-15						4				
	All program completers, 2013-14						3				
	All program completers, 2012-13										
<b>SE CORE KNOWLEDGE &amp; APPLICATIONS (5354)</b>  Test Company: ETS Score Range: 100-200	All enrolled students who have completed all nonclinical courses, 2014-15										
	Other enrolled students, 2014-15						5				
	All program completers, 2014-15						10	10	100%	177	
	All program completers, 2013-14						16	16	100%	174	
	All program completers, 2012-13						13	13	100%	175	

Single Assessment Institution-Level Pass Rate Data: *Alternative Teacher Preparation Program Within IHE*

		<b>HEOA - Title II 2014 - 2015 Academic Year</b>								
Institution Name		NORTHWESTERN STATE UNIVERSITY								
Institution Code		6492								
State		Louisiana								
							February 26, 2016			
Assessment Information <sup>1</sup>	Group	Number Taking Assessment	Number Passing Assessment	Institutional Pass Rate	Institutional Average Scaled Score	Assessment Cut Score <sup>2</sup>	Statewide			
							Number Taking Assessment	Number Passing Assessment	Statewide Pass Rate	Statewide Average Scaled Score
<b>SE TEACHING STU WVVISUAL IMPAIRMENT (5282)</b>  Test Company: ETS Score Range: 100-200	All enrolled students who have completed all nonclinical courses, 2014-15									
	Other enrolled students, 2014-15						3			
	All program completers, 2014-15						1			
	All program completers, 2013-14									
	All program completers, 2012-13									
<b>SE: PRESCHOOL EARLY CHILDHOOD (5691)</b>  Test Company: ETS Score Range: 100-200	All enrolled students who have completed all nonclinical courses, 2014-15						5			
	Other enrolled students, 2014-15						2			
	All program completers, 2014-15						1			
	All program completers, 2013-14									
	All program completers, 2012-13									
<b>SOCIAL STUDIES CONTENT &amp; INTERPRETATION (5086)</b>  Test Company: ETS Score Range: 100-200	All enrolled students who have completed all nonclinical courses, 2014-15	4				160	16	16	100%	168
	Other enrolled students, 2014-15	5				160	66	66	100%	170
	All program completers, 2014-15	1				160	20	20	100%	167
	All program completers, 2013-14	1				160	23	23	100%	170
	All program completers, 2012-13						15	15	100%	172
<b>SOCIAL STUDIES CONTENT KNOWLEDGE (0081)</b>  Test Company: ETS Score Range: 100-200	All enrolled students who have completed all nonclinical courses, 2014-15									
	Other enrolled students, 2014-15	3				149	19	18	95%	168
	All program completers, 2014-15						13	13	100%	167
	All program completers, 2013-14	5				149	32	31	97%	166
	All program completers, 2012-13	1				149	51	50	98%	165

Single Assessment Institution-Level Pass Rate Data: *Alternative Teacher Preparation Program Within IHE*

	<b>HEOA - Title II 2014 - 2015 Academic Year</b>
	<b>Institution Name</b>
	<b>Institution Code</b>
	<b>State</b>


NORTHWESTERN STATE UNIVERSITY  
6492  
Louisiana

February 26, 2016

Assessment Information <sup>1</sup>	Group	Number Taking Assessment	Number Passing Assessment	Institutional Pass Rate	Institutional Average Scaled Score	Assessment Cut Score <sup>2</sup>	Statewide			
							Number Taking Assessment	Number Passing Assessment	Statewide Pass Rate	Statewide Average Scaled Score
<b>SOCIAL STUDIES INTERPRET MATERIAL (DISC) (0083)</b>  Test Company: ETS Score Range: 100-200	All enrolled students who have completed all nonclinical courses, 2014-15									
	Other enrolled students, 2014-15	3				152	19	17	89%	163
	All program completers, 2014-15						12	12	100%	164
	All program completers, 2013-14	5				152	31	31	100%	166
	All program completers, 2012-13	1				152	51	51	100%	165
<b>SPANISH CONTENT KNOWLEDGE (0191)</b>  Test Company: ETS Score Range: 100-200	All enrolled students who have completed all nonclinical courses, 2014-15									
	Other enrolled students, 2014-15						1			
	All program completers, 2014-15						3			
	All program completers, 2013-14						1			
	All program completers, 2012-13	2				160	8			
<b>SPANISH WORLD LANGUAGE (5195)</b>  Test Company: ETS Score Range: 100-200	All enrolled students who have completed all nonclinical courses, 2014-15	1				157	1			
	Other enrolled students, 2014-15	1				157	18	18	100%	177
	All program completers, 2014-15						7			
	All program completers, 2013-14						7			
	All program completers, 2012-13						4			
<b>SPEECH COMMUNICATION (DISCONTINUED) (0220)</b>  Test Company: ETS Score Range: 250-990	All enrolled students who have completed all nonclinical courses, 2014-15									
	Other enrolled students, 2014-15									
	All program completers, 2014-15									
	All program completers, 2013-14						1			
	All program completers, 2012-13									



**Single Assessment Institution-Level Pass Rate Data: Alternative Teacher Preparation Program Within IHE**

	<b>HEOA - Title II 2014 - 2015 Academic Year</b>
	<b>Institution Name</b>
	<b>Institution Code</b>
	<b>State</b>

NORTHWESTERN STATE UNIVERSITY

6492

Louisiana

February 26, 2016

Assessment Information <sup>1</sup>	Group	Number Taking Assessment	Number Passing Assessment	Institutional Pass Rate	Institutional Average Scaled Score	Assessment Cut Score <sup>2</sup>	Statewide				
							Number Taking Assessment	Number Passing Assessment	Statewide Pass Rate	Statewide Average Scaled Score	
<b>SPEECH COMMUNICATION: CK (5221)</b>  Test Company: ETS Score Range: 100-200	All enrolled students who have completed all nonclinical courses, 2014-15										
	Other enrolled students, 2014-15	1				146	1				
	All program completers, 2014-15										
	All program completers, 2013-14						1				
	All program completers, 2012-13						1				
<b>TECHNOLOGY EDUCATION (DISCONTINUED) (0050)</b>  Test Company: ETS Score Range: 250-990	All enrolled students who have completed all nonclinical courses, 2014-15										
	Other enrolled students, 2014-15						1				
	All program completers, 2014-15										
	All program completers, 2013-14										
	All program completers, 2012-13										
<b>WORLD LANGUAGE PEDAGOGY (5841)</b>  Test Company: ETS Score Range: 100-200	All enrolled students who have completed all nonclinical courses, 2014-15	1				158	1				
	Other enrolled students, 2014-15						2				
	All program completers, 2014-15						5				
	All program completers, 2013-14						6				
	All program completers, 2012-13										

Note: In cases where there are less than ten students taking the assessment or license/certificate, the number passing and pass rate are not reported.

<sup>1</sup>Tests with multiple delivery options (computer, paper, etc.) will be noted with the assessment code for one format only.

<sup>2</sup>Cut scores may vary for groups depending upon when the cut scores are established by the state and when each group completed their teacher certification or licensure assessment.