


Summary Institution-Level Pass Rate Data: *Alternative Teacher Preparation Program Within IHE*


		HEOA - Title II 2013 - 2014 Academic Year				
Institution Name		NORTHWESTERN STATE UNIVERSITY				
Institution Code		6492				
State		Louisiana				
		<i>April 3, 2015</i>				
			Statewide			
Group	Number Taking Assessment¹	Number Passing Assessment²	Institutional Pass Rate	Number Taking Assessment¹	Number Passing Assessment²	Statewide Pass Rate
All program completers, 2013-14	57	57	100%	742	722	97%
All program completers, 2012-13	67	67	100%	915	894	98%
All program completers, 2011-12	46	45	98%	1072	1057	99%

Note: In cases where there are less than ten students taking the assessment or license/certificate, the number passing and pass rate are not reported.


¹ Number of completers taking one or more assessments within their area of specialization.

² Summary level "Number Taking Assessment" may differ from assessment level "Number Taking Assessment" because each student is counted once at the summary level but may be counted in multiple assessments at the assessment level.

Single Assessment Institution-Level Pass Rate Data: *Alternative Teacher Preparation Program Within IHE*

		HEOA - Title II 2013 - 2014 Academic Year								
Institution Name		NORTHWESTERN STATE UNIVERSITY								
Institution Code		6492								
State		Louisiana								
							April 3, 2015			
Assessment Information ¹	Group	Number Taking Assessment	Number Passing Assessment	Institutional Pass Rate	Institutional Average Scaled Score	Assessment Cut Score ²	Statewide			
							Number Taking Assessment	Number Passing Assessment	Statewide Pass Rate	Statewide Average Scaled Score
AGRICULTURE (0700) Test Company: ETS Score Range: 250-990	All enrolled students who have completed all nonclinical courses, 2013-14						1			
	Other enrolled students, 2013-14						1			
	All program completers, 2013-14									
	All program completers, 2012-13						2			
	All program completers, 2011-12						3			
ART CONTENT KNOWLEDGE (DISCONTINUED) (0133) Test Company: ETS Score Range: 100-200	All enrolled students who have completed all nonclinical courses, 2013-14						2			
	Other enrolled students, 2013-14						1			
	All program completers, 2013-14						3			
	All program completers, 2012-13						13	13	100%	166
	All program completers, 2011-12						13	13	100%	169
ART CONTENT KNOWLEDGE (5134) Test Company: ETS Score Range: 100-200	All enrolled students who have completed all nonclinical courses, 2013-14						2			
	Other enrolled students, 2013-14						11	11	100%	171
	All program completers, 2013-14						5			
	All program completers, 2012-13						1			
	All program completers, 2011-12									
BIOLOGY AND GENERAL SCIENCE (0030) Test Company: ETS Score Range: 250-990	All enrolled students who have completed all nonclinical courses, 2013-14									
	Other enrolled students, 2013-14									
	All program completers, 2013-14									
	All program completers, 2012-13									
	All program completers, 2011-12		1				580	2		


Single Assessment Institution-Level Pass Rate Data: *Alternative Teacher Preparation Program Within IHE*

	HEOA - Title II 2013 - 2014 Academic Year
	Institution Name NORTHWESTERN STATE UNIVERSITY
	Institution Code 6492
	State Louisiana


April 3, 2015

Assessment Information ¹	Group	Number Taking Assessment	Number Passing Assessment	Institutional Pass Rate	Institutional Average Scaled Score	Assessment Cut Score ²	Statewide			
							Number Taking Assessment	Number Passing Assessment	Statewide Pass Rate	Statewide Average Scaled Score
BIOLOGY CONTENT KNOWLEDGE (0235) Test Company: ETS Score Range: 100-200	All enrolled students who have completed all nonclinical courses, 2013-14	2				150	11	11	100%	155
	Other enrolled students, 2013-14	1				150	51	51	100%	167
	All program completers, 2013-14	2				150	41	41	100%	161
	All program completers, 2012-13	3				150	41	41	100%	163
	All program completers, 2011-12	3				150	52	52	100%	161
BUSINESS ED CONTENT KNOWLEDGE (5101) Test Company: ETS Score Range: 100-200	All enrolled students who have completed all nonclinical courses, 2013-14	4				154	6			
	Other enrolled students, 2013-14						8			
	All program completers, 2013-14						4			
	All program completers, 2012-13						6			
	All program completers, 2011-12						3			
BUSINESS ED (0100) Test Company: ETS Score Range: 250-990	All enrolled students who have completed all nonclinical courses, 2013-14									
	Other enrolled students, 2013-14						2			
	All program completers, 2013-14	1				570	2			
	All program completers, 2012-13	1				570	11	11	100%	648
	All program completers, 2011-12	1				570	17	17	100%	644
CHEMISTRY CONTENT KNOWLEDGE (0245) Test Company: ETS Score Range: 100-200	All enrolled students who have completed all nonclinical courses, 2013-14	1				151	3			
	Other enrolled students, 2013-14						6			
	All program completers, 2013-14						6			
	All program completers, 2012-13	3				151	9			
	All program completers, 2011-12						11	11	100%	166

Single Assessment Institution-Level Pass Rate Data: *Alternative Teacher Preparation Program Within IHE*

		HEOA - Title II 2013 - 2014 Academic Year								
Institution Name		NORTHWESTERN STATE UNIVERSITY								
Institution Code		6492								
State		Louisiana								
							April 3, 2015			
Assessment Information ¹	Group	Number Taking Assessment	Number Passing Assessment	Institutional Pass Rate	Institutional Average Scaled Score	Assessment Cut Score ²	Statewide			
							Number Taking Assessment	Number Passing Assessment	Statewide Pass Rate	Statewide Average Scaled Score
CHINESE (MANDARIN) WORLD LANGUAGE (5665) Test Company: ETS Score Range: 100-200	All enrolled students who have completed all nonclinical courses, 2013-14									
	Other enrolled students, 2013-14						1			
	All program completers, 2013-14									
	All program completers, 2012-13									
	All program completers, 2011-12									
EARLY CHILDHOOD EDUCATION (0020) Test Company: ETS Score Range: 250-990	All enrolled students who have completed all nonclinical courses, 2013-14						1			
	Other enrolled students, 2013-14									
	All program completers, 2013-14									
	All program completers, 2012-13	1				510	3			
	All program completers, 2011-12									
ED OF DEAF AND HARD OF HEARING (0271) Test Company: ETS Score Range: 100-200	All enrolled students who have completed all nonclinical courses, 2013-14									
	Other enrolled students, 2013-14									
	All program completers, 2013-14						5			
	All program completers, 2012-13						2			
	All program completers, 2011-12									
ED OF EXCEPTIONAL STUDENTS CORE CK(DISCONTINUED) (0353) Test Company: ETS Score Range: 100-200	All enrolled students who have completed all nonclinical courses, 2013-14						1			
	Other enrolled students, 2013-14	2				143	5			
	All program completers, 2013-14						3			
	All program completers, 2012-13						6			
	All program completers, 2011-12	2				143	43	43	100%	170


Single Assessment Institution-Level Pass Rate Data: Alternative Teacher Preparation Program Within IHE

	HEOA - Title II 2013 - 2014 Academic Year	
	Institution Name	NORTHWESTERN STATE UNIVERSITY
	Institution Code	6492
	State	Louisiana

April 3, 2015

Assessment Information ¹	Group	Number Taking Assessment	Number Passing Assessment	Institutional Pass Rate	Institutional Average Scaled Score	Assessment Cut Score ²	Statewide			
							Number Taking Assessment	Number Passing Assessment	Statewide Pass Rate	Statewide Average Scaled Score
ED OF EXCEPTIONAL STUDENTS MTMD (0542) Test Company: ETS Score Range: 100-200	All enrolled students who have completed all nonclinical courses, 2013-14									
	Other enrolled students, 2013-14	2				141	5			
	All program completers, 2013-14						1			
	All program completers, 2012-13						6			
	All program completers, 2011-12	2				141	37	37	100%	175
ED OF EXCEPTIONAL STUDENTS STPD (0544) Test Company: ETS Score Range: 100-200	All enrolled students who have completed all nonclinical courses, 2013-14									
	Other enrolled students, 2013-14									
	All program completers, 2013-14						1			
	All program completers, 2012-13									
	All program completers, 2011-12						1			
ELEM ED CONTENT AREA EXERCISES (0012) Test Company: ETS Score Range: 100-200	All enrolled students who have completed all nonclinical courses, 2013-14									
	Other enrolled students, 2013-14									
	All program completers, 2013-14									
	All program completers, 2012-13									
	All program completers, 2011-12						1			
ELEM ED CONTENT KNOWLEDGE (5014) Test Company: ETS Score Range: 100-200	All enrolled students who have completed all nonclinical courses, 2013-14	33	33	100%	163	150	109	109	100%	166
	Other enrolled students, 2013-14	63	63	100%	163	150	542	541	100%	165
	All program completers, 2013-14	25	25	100%	166	150	361	360	100%	165
	All program completers, 2012-13	25	25	100%	162	150	444	444	100%	164
	All program completers, 2011-12	19	19	100%	165	150	511	511	100%	164


Single Assessment Institution-Level Pass Rate Data: *Alternative Teacher Preparation Program Within IHE*

	HEOA - Title II 2013 - 2014 Academic Year
Institution Name	NORTHWESTERN STATE UNIVERSITY
Institution Code	6492
State	Louisiana

April 3, 2015

Assessment Information ¹	Group	Number Taking Assessment	Number Passing Assessment	Institutional Pass Rate	Institutional Average Scaled Score	Assessment Cut Score ²	Statewide			
							Number Taking Assessment	Number Passing Assessment	Statewide Pass Rate	Statewide Average Scaled Score
ENG LANG LIT COMP CONTENT KNOWLEDGE (0041) Test Company: ETS Score Range: 100-200	All enrolled students who have completed all nonclinical courses, 2013-14	14	14	100%	182	160	35	35	100%	181
	Other enrolled students, 2013-14	8				160	153	152	99%	178
	All program completers, 2013-14	11	11	100%	170	160	80	80	100%	178
	All program completers, 2012-13	6				160	97	97	100%	178
	All program completers, 2011-12	11	11	100%	177	160	116	116	100%	176
ENG LANG LIT COMP PEDAGOGY (0043) Test Company: ETS Score Range: 100-200	All enrolled students who have completed all nonclinical courses, 2013-14	7				130	18	18	100%	151
	Other enrolled students, 2013-14	5				130	58	55	95%	145
	All program completers, 2013-14	11	11	100%	147	130	67	66	99%	151
	All program completers, 2012-13	6				130	97	96	99%	151
	All program completers, 2011-12	11	11	100%	152	130	114	114	100%	152
FAMILY AND CONSUMER SCIENCES (DISCONTINUED) (0120) Test Company: ETS Score Range: 250-990	All enrolled students who have completed all nonclinical courses, 2013-14									
	Other enrolled students, 2013-14									
	All program completers, 2013-14									
	All program completers, 2012-13									
	All program completers, 2011-12						1			
FAMILY AND CONSUMER SCIENCES (5121) Test Company: ETS Score Range: 100-200	All enrolled students who have completed all nonclinical courses, 2013-14	1				141	2			
	Other enrolled students, 2013-14	3				141	10	10	100%	158
	All program completers, 2013-14						6			
	All program completers, 2012-13						6			
	All program completers, 2011-12	1				141	11	11	100%	166


Single Assessment Institution-Level Pass Rate Data: *Alternative Teacher Preparation Program Within IHE*

	HEOA - Title II 2013 - 2014 Academic Year	
	Institution Name	NORTHWESTERN STATE UNIVERSITY
	Institution Code	6492
	State	Louisiana

April 3, 2015

Assessment Information ¹	Group	Number Taking Assessment	Number Passing Assessment	Institutional Pass Rate	Institutional Average Scaled Score	Assessment Cut Score ²	Statewide			
							Number Taking Assessment	Number Passing Assessment	Statewide Pass Rate	Statewide Average Scaled Score
FRENCH CONTENT KNOWLEDGE (0173) Test Company: ETS Score Range: 100-200	All enrolled students who have completed all nonclinical courses, 2013-14									
	Other enrolled students, 2013-14						1			
	All program completers, 2013-14						1			
	All program completers, 2012-13									
	All program completers, 2011-12						3			
FRENCH WORLD LANGUAGE (5174) Test Company: ETS Score Range: 100-200	All enrolled students who have completed all nonclinical courses, 2013-14						1			
	Other enrolled students, 2013-14						1			
	All program completers, 2013-14						7			
	All program completers, 2012-13	2				157	7			
	All program completers, 2011-12									
GENERAL SCI CONTENT KNOWLEDGE (0435) Test Company: ETS Score Range: 100-200	All enrolled students who have completed all nonclinical courses, 2013-14	1				156	1			
	Other enrolled students, 2013-14	2				156	14	14	100%	173
	All program completers, 2013-14	1				156	12	12	100%	166
	All program completers, 2012-13	3				156	9			
	All program completers, 2011-12	1				156	8			
MATHEMATICS CONTENT KNOWLEDGE (0061) Test Company: ETS Score Range: 100-200	All enrolled students who have completed all nonclinical courses, 2013-14	4				135	8			
	Other enrolled students, 2013-14	5				135	70	70	100%	148
	All program completers, 2013-14	1				135	38	37	97%	151
	All program completers, 2012-13	2				135	37	37	100%	149
	All program completers, 2011-12						51	51	100%	149


Single Assessment Institution-Level Pass Rate Data: *Alternative Teacher Preparation Program Within IHE*

	HEOA - Title II 2013 - 2014 Academic Year
	Institution Name NORTHWESTERN STATE UNIVERSITY
	Institution Code 6492
	State Louisiana

April 3, 2015

Assessment Information ¹	Group	Number Taking Assessment	Number Passing Assessment	Institutional Pass Rate	Institutional Average Scaled Score	Assessment Cut Score ²	Statewide			
							Number Taking Assessment	Number Passing Assessment	Statewide Pass Rate	Statewide Average Scaled Score
MIDDLE SCHOOL ENGLISH LANGUAGE ARTS (5049) Test Company: ETS Score Range: 100-200	All enrolled students who have completed all nonclinical courses, 2013-14	4				160	6			
	Other enrolled students, 2013-14	3				160	29	29	100%	175
	All program completers, 2013-14	2				160	15	15	100%	177
	All program completers, 2012-13	5				160	25	25	100%	172
	All program completers, 2011-12	4				160	29	29	100%	173
MIDDLE SCHOOL MATHEMATICS (DISCONTINUED) (0069) Test Company: ETS Score Range: 100-200	All enrolled students who have completed all nonclinical courses, 2013-14	9				148	16	16	100%	158
	Other enrolled students, 2013-14	8				148	48	47	98%	161
	All program completers, 2013-14	4				148	29	29	100%	161
	All program completers, 2012-13	8				148	50	50	100%	161
	All program completers, 2011-12						45	45	100%	159
MIDDLE SCHOOL SCIENCE (0439) Test Company: ETS Score Range: 100-200	All enrolled students who have completed all nonclinical courses, 2013-14	1				150	2			
	Other enrolled students, 2013-14	3				150	20	20	100%	158
	All program completers, 2013-14						10	9	90%	154
	All program completers, 2012-13	2				150	9			
	All program completers, 2011-12	2				150	17	17	100%	160
MIDDLE SCHOOL SOCIAL STUDIES (5089) Test Company: ETS Score Range: 100-200	All enrolled students who have completed all nonclinical courses, 2013-14	1				149	1			
	Other enrolled students, 2013-14	4				149	16	16	100%	158
	All program completers, 2013-14	4				149	10	10	100%	168
	All program completers, 2012-13	2				149	14	14	100%	165
	All program completers, 2011-12	1				149	12	12	100%	162


Single Assessment Institution-Level Pass Rate Data: *Alternative Teacher Preparation Program Within IHE*

	HEOA - Title II 2013 - 2014 Academic Year
	Institution Name NORTHWESTERN STATE UNIVERSITY
	Institution Code 6492
	State Louisiana

April 3, 2015

Assessment Information ¹	Group	Number Taking Assessment	Number Passing Assessment	Institutional Pass Rate	Institutional Average Scaled Score	Assessment Cut Score ²	Statewide			
							Number Taking Assessment	Number Passing Assessment	Statewide Pass Rate	Statewide Average Scaled Score
MUSIC CONTENT KNOWLEDGE (0113) Test Company: ETS Score Range: 100-200	All enrolled students who have completed all nonclinical courses, 2013-14	1				151	2			
	Other enrolled students, 2013-14	1				151	8			
	All program completers, 2013-14						3			
	All program completers, 2012-13						9			
	All program completers, 2011-12						17	17	100%	166
PHYSICAL ED CONTENT KNOWLEDGE (5091) Test Company: ETS Score Range: 100-200	All enrolled students who have completed all nonclinical courses, 2013-14						5			
	Other enrolled students, 2013-14						79	79	100%	152
	All program completers, 2013-14						31	31	100%	152
	All program completers, 2012-13	3				146	28	28	100%	153
	All program completers, 2011-12						43	43	100%	154
PHYSICS CONTENT KNOWLEDGE (5265) Test Company: ETS Score Range: 100-200	All enrolled students who have completed all nonclinical courses, 2013-14	1				141	1			
	Other enrolled students, 2013-14									
	All program completers, 2013-14						3			
	All program completers, 2012-13	1				141	5			
	All program completers, 2011-12						2			
PRAXIS I MATHEMATICS (0730) Test Company: ETS Score Range: 150-190	All enrolled students who have completed all nonclinical courses, 2013-14	28	27	96%	178	175	68	66	97%	178
	Other enrolled students, 2013-14	50	48	96%	178	175	441	432	98%	179
	All program completers, 2013-14	31	31	100%	180	175	295	287	97%	178
	All program completers, 2012-13	33	33	100%	179	175	406	397	98%	177
	All program completers, 2011-12	20	20	100%	178	175	480	475	99%	178


Single Assessment Institution-Level Pass Rate Data: *Alternative Teacher Preparation Program Within IHE*

	HEOA - Title II 2013 - 2014 Academic Year
	Institution Name NORTHWESTERN STATE UNIVERSITY
	Institution Code 6492
	State Louisiana

April 3, 2015

Assessment Information ¹	Group	Number Taking Assessment	Number Passing Assessment	Institutional Pass Rate	Institutional Average Scaled Score	Assessment Cut Score ²	Statewide			
							Number Taking Assessment	Number Passing Assessment	Statewide Pass Rate	Statewide Average Scaled Score
PRAXIS I READING (0710) Test Company: ETS Score Range: 150-190	All enrolled students who have completed all nonclinical courses, 2013-14	29	29	100%	179	176	72	72	100%	179
	Other enrolled students, 2013-14	51	49	96%	179	176	446	438	98%	179
	All program completers, 2013-14	31	31	100%	180	176	293	290	99%	179
	All program completers, 2012-13	34	34	100%	180	176	409	397	97%	178
	All program completers, 2011-12	19	19	100%	180	176	481	479	100%	179
PRAXIS I WRITING (0720) Test Company: ETS Score Range: 150-190	All enrolled students who have completed all nonclinical courses, 2013-14	28	25	89%	177	175	72	69	96%	177
	Other enrolled students, 2013-14	50	48	96%	176	175	449	433	96%	176
	All program completers, 2013-14	31	31	100%	176	175	299	288	96%	176
	All program completers, 2012-13	33	33	100%	176	175	409	398	97%	176
	All program completers, 2011-12	19	19	100%	176	175	484	474	98%	176
PRINC LEARNING AND TEACHING 5-9 (DISCONTINUED) (0523) Test Company: ETS Score Range: 100-200	All enrolled students who have completed all nonclinical courses, 2013-14						1			
	Other enrolled students, 2013-14	2				154	10	8	80%	163
	All program completers, 2013-14	1				154	7			
	All program completers, 2012-13	4				154	22	22	100%	165
	All program completers, 2011-12	5				154	61	61	100%	168
PRINC LEARNING AND TEACHING 5-9 (5623) Test Company: ETS Score Range: 100-200	All enrolled students who have completed all nonclinical courses, 2013-14	10	10	100%	179	160	21	21	100%	175
	Other enrolled students, 2013-14	3				160	28	18	64%	168
	All program completers, 2013-14	9				160	61	61	100%	173
	All program completers, 2012-13	13	13	100%	175	160	74	74	100%	172
	All program completers, 2011-12	2				160	27	27	100%	173


Single Assessment Institution-Level Pass Rate Data: *Alternative Teacher Preparation Program Within IHE*

	HEOA - Title II 2013 - 2014 Academic Year
	Institution Name NORTHWESTERN STATE UNIVERSITY
	Institution Code 6492
	State Louisiana

April 3, 2015

Assessment Information ¹	Group	Number Taking Assessment	Number Passing Assessment	Institutional Pass Rate	Institutional Average Scaled Score	Assessment Cut Score ²	Statewide			
							Number Taking Assessment	Number Passing Assessment	Statewide Pass Rate	Statewide Average Scaled Score
PRINC LEARNING AND TEACHING 7-12 (DISCONTINUED) (0524) Test Company: ETS Score Range: 100-200	All enrolled students who have completed all nonclinical courses, 2013-14	2				161	5			
	Other enrolled students, 2013-14	1				161	14	11	79%	166
	All program completers, 2013-14	2				161	21	20	95%	168
	All program completers, 2012-13	9				161	70	70	100%	173
	All program completers, 2011-12	14	13	93%	176	161	287	286	100%	174
PRINC LEARNING AND TEACHING 7-12 (5624) Test Company: ETS Score Range: 100-200	All enrolled students who have completed all nonclinical courses, 2013-14	16	16	100%	175	157	58	58	100%	176
	Other enrolled students, 2013-14	7				157	119	107	90%	171
	All program completers, 2013-14	19	19	100%	173	157	257	257	100%	176
	All program completers, 2012-13	14	14	100%	177	157	258	258	100%	175
	All program completers, 2011-12	5				157	128	128	100%	174
PRINC LEARNING AND TEACHING EARLY CHILD (DISC) (0521) Test Company: ETS Score Range: 100-200	All enrolled students who have completed all nonclinical courses, 2013-14	1				172	2			
	Other enrolled students, 2013-14	1				172	2			
	All program completers, 2013-14						6			
	All program completers, 2012-13	6				172	23	23	100%	182
	All program completers, 2011-12	5				172	65	65	100%	186
PRINC LEARNING AND TEACHING EARLY CHILD (5621) Test Company: ETS Score Range: 100-200	All enrolled students who have completed all nonclinical courses, 2013-14	7				157	19	19	100%	170
	Other enrolled students, 2013-14	6				157	36	31	86%	166
	All program completers, 2013-14	6				157	66	66	100%	170
	All program completers, 2012-13	2				157	75	75	100%	171
	All program completers, 2011-12						25	25	100%	170


Single Assessment Institution-Level Pass Rate Data: *Alternative Teacher Preparation Program Within IHE*

	HEOA - Title II 2013 - 2014 Academic Year
	Institution Name NORTHWESTERN STATE UNIVERSITY
	Institution Code 6492
	State Louisiana

April 3, 2015

Assessment Information ¹	Group	Number Taking Assessment	Number Passing Assessment	Institutional Pass Rate	Institutional Average Scaled Score	Assessment Cut Score ²	Statewide			
							Number Taking Assessment	Number Passing Assessment	Statewide Pass Rate	Statewide Average Scaled Score
PRINC LEARNING AND TEACHING K-6 (DISCONTINUED) (0522) Test Company: ETS Score Range: 100-200	All enrolled students who have completed all nonclinical courses, 2013-14						4			
	Other enrolled students, 2013-14	1				161	13	11	85%	166
	All program completers, 2013-14						17	17	100%	171
	All program completers, 2012-13	4				161	63	63	100%	174
	All program completers, 2011-12	5				161	277	277	100%	175
PRINC LEARNING AND TEACHING K-6 (5622) Test Company: ETS Score Range: 100-200	All enrolled students who have completed all nonclinical courses, 2013-14	12	12	100%	171	160	57	56	98%	175
	Other enrolled students, 2013-14	7				160	129	117	91%	172
	All program completers, 2013-14	16	16	100%	176	160	266	266	100%	174
	All program completers, 2012-13	11	11	100%	174	160	248	248	100%	174
	All program completers, 2011-12	6				160	88	88	100%	173
SE CK AND MILD TO MODERATE APPL (5543) Test Company: ETS Score Range: 100-200	All enrolled students who have completed all nonclinical courses, 2013-14	6				153	20	20	100%	172
	Other enrolled students, 2013-14	7				153	27	26	96%	164
	All program completers, 2013-14	8				153	67	67	100%	171
	All program completers, 2012-13	6				153	60	60	100%	171
	All program completers, 2011-12						49	49	100%	168
SE CK AND SEVERE TO PROF APPL (5545) Test Company: ETS Score Range: 100-200	All enrolled students who have completed all nonclinical courses, 2013-14						1			
	Other enrolled students, 2013-14						2			
	All program completers, 2013-14						3			
	All program completers, 2012-13									
	All program completers, 2011-12						2			


Single Assessment Institution-Level Pass Rate Data: *Alternative Teacher Preparation Program Within IHE*

	HEOA - Title II 2013 - 2014 Academic Year
	Institution Name NORTHWESTERN STATE UNIVERSITY
	Institution Code 6492
	State Louisiana

April 3, 2015

Assessment Information ¹	Group	Number Taking Assessment	Number Passing Assessment	Institutional Pass Rate	Institutional Average Scaled Score	Assessment Cut Score ²	Statewide			
							Number Taking Assessment	Number Passing Assessment	Statewide Pass Rate	Statewide Average Scaled Score
SE CORE KNOWLEDGE & APPLICATIONS (5354) Test Company: ETS Score Range: 100-200	All enrolled students who have completed all nonclinical courses, 2013-14						2			
	Other enrolled students, 2013-14						7			
	All program completers, 2013-14						16	16	100%	174
	All program completers, 2012-13						13	13	100%	175
	All program completers, 2011-12						7			
SOCIAL STUDIES CONTENT & INTERPRETATION (5086) Test Company: ETS Score Range: 100-200	All enrolled students who have completed all nonclinical courses, 2013-14	1				160	8			
	Other enrolled students, 2013-14	4				160	55	54	98%	171
	All program completers, 2013-14	1				160	23	23	100%	170
	All program completers, 2012-13						15	15	100%	172
	All program completers, 2011-12						1			
SOCIAL STUDIES CONTENT KNOWLEDGE (0081) Test Company: ETS Score Range: 100-200	All enrolled students who have completed all nonclinical courses, 2013-14	1				149	2			
	Other enrolled students, 2013-14	3				149	23	23	100%	166
	All program completers, 2013-14	5				149	32	31	97%	166
	All program completers, 2012-13	1				149	51	50	98%	165
	All program completers, 2011-12	3				149	78	78	100%	167
SOCIAL STUDIES INTERPRET MATERIALS (0083) Test Company: ETS Score Range: 100-200	All enrolled students who have completed all nonclinical courses, 2013-14	1				152	2			
	Other enrolled students, 2013-14	3				152	22	21	95%	163
	All program completers, 2013-14	5				152	31	31	100%	166
	All program completers, 2012-13	1				152	51	51	100%	165
	All program completers, 2011-12	3				152	79	79	100%	165


Single Assessment Institution-Level Pass Rate Data: *Alternative Teacher Preparation Program Within IHE*

	HEOA - Title II 2013 - 2014 Academic Year	
	Institution Name	NORTHWESTERN STATE UNIVERSITY
	Institution Code	6492
	State	Louisiana

April 3, 2015

Assessment Information ¹	Group	Number Taking Assessment	Number Passing Assessment	Institutional Pass Rate	Institutional Average Scaled Score	Assessment Cut Score ²	Statewide			
							Number Taking Assessment	Number Passing Assessment	Statewide Pass Rate	Statewide Average Scaled Score
SPANISH CONTENT KNOWLEDGE (0191) Test Company: ETS Score Range: 100-200	All enrolled students who have completed all nonclinical courses, 2013-14						1			
	Other enrolled students, 2013-14						2			
	All program completers, 2013-14						1			
	All program completers, 2012-13	2				160	8			
	All program completers, 2011-12						14	14	100%	181
SPANISH WORLD LANGUAGE (5195) Test Company: ETS Score Range: 100-200	All enrolled students who have completed all nonclinical courses, 2013-14						3			
	Other enrolled students, 2013-14	1				157	14	14	100%	170
	All program completers, 2013-14						7			
	All program completers, 2012-13						4			
	All program completers, 2011-12									
SPEECH COMMUNICATION (DISCONTINUED) (0220) Test Company: ETS Score Range: 250-990	All enrolled students who have completed all nonclinical courses, 2013-14									
	Other enrolled students, 2013-14									
	All program completers, 2013-14						1			
	All program completers, 2012-13									
	All program completers, 2011-12									
SPEECH COMMUNICATION: CK (5221) Test Company: ETS Score Range: 100-200	All enrolled students who have completed all nonclinical courses, 2013-14									
	Other enrolled students, 2013-14	1				146	2			
	All program completers, 2013-14						1			
	All program completers, 2012-13						1			
	All program completers, 2011-12									

Single Assessment Institution-Level Pass Rate Data: *Alternative Teacher Preparation Program Within IHE*

	HEOA - Title II 2013 - 2014 Academic Year
	Institution Name NORTHWESTERN STATE UNIVERSITY
	Institution Code 6492
	State Louisiana

April 3, 2015

<i>Assessment Information</i> ¹	<i>Group</i>	<i>Number Taking Assessment</i>	<i>Number Passing Assessment</i>	<i>Institutional Pass Rate</i>	<i>Institutional Average Scaled Score</i>	<i>Assessment Cut Score</i> ²	Statewide			
							<i>Number Taking Assessment</i>	<i>Number Passing Assessment</i>	<i>Statewide Pass Rate</i>	<i>Statewide Average Scaled Score</i>
WORLD LANGUAGE PEDAGOGY (5841) Test Company: ETS Score Range: 100-200	All enrolled students who have completed all nonclinical courses, 2013-14						1			
	Other enrolled students, 2013-14	1				158	2			
	All program completers, 2013-14						6			
	All program completers, 2012-13									
	All program completers, 2011-12									

Note: In cases where there are less than ten students taking the assessment or license/certificate, the number passing and pass rate are not reported.

¹Tests with multiple delivery options (computer, paper, etc.) will be noted with the assessment code for one format only.

²Cut scores may vary for groups depending upon when the cut scores are established by the state and when each group completed their teacher certification or licensure assessment.