

**Northwestern State University
Annual Report on the Expenditure of
Student Technology Fees**

2010-2011




August 2011

Prepared for: *Northwestern President Dr. Randall Webb, SGA President Tara Luck and
the University of Louisiana System Board of Supervisors*


By: Jennifer Long, Student Technology Fee Coordinator
Northwestern State University

Signature Page



Jennifer Long, Student Technology Fee Coordinator

8.31.11
Date



Mr. Carl Jones, Vice President
Business Affairs

8/31/11
Date



Dr. Darlene Williams, Vice President
Technology, Research, and Economic Development

8/31/11
Date



Dr. Randall Webb, President
Northwestern State University

09/01/11
Date

Table of Contents

Student Technology Fee Committee	4
Progress made during 2010-2011	5-7
Internal Auditor Reports	8
Conclusion	9
Appendix – Business Affairs Expenditure Summary	10-11
Appendix – Student Technology Fee Expenditure Summary	* 12

Northwestern's Student Technology Fee Committee

Northwestern's Student Technology Fee Committee was established in the summer of 1997. The Committee is currently comprised of the Student Government Association Presidents and Treasurers from the Natchitoches and Shreveport campuses, a student representative from the Leesville campus and two other student representatives appointed by the Natchitoches SGA President. Meetings are held when requested by the SGA President (STAT Chair). The mission statement of the Student Technology Advisory Team is as follows:

The mission of the Student Technology Advisory Team is to ensure that all students have easy access to technologies that are necessary to adequately prepare them to successfully compete in the job market. The Student Technology fee is a student self assessed fee that should be used exclusively to the direct benefit of the students. In addition, students should have the primary role in the governance and allocation of these funds.

The web site for the Student Technology Fee and Student Technology Fee Advisory Team continues to provide information about the fee to Northwestern students and other interested individuals. The address is: http://www.nsula.edu/student_labs/ and <http://www.nsula.edu/stat/>

Progress made during 2010-2011

A total of \$1,218,865 was collected during 2010-2011 making a total available of \$2,464,583. Expenditures for 2010-2011 were \$1,245,884.99.

The following is a summary of major projects and expenditures:

Student Technology Lab Assistants/Coordinators, Student Technology Technical Support Specialist, Student Technology Fee Coordinator - \$274,037.24

Computer Lab Equipment, Technology Projects (large and small), software, supplies and maintenance cost included - \$971,847.75

The Student Technology Fee Coordinator, Ms. Jennifer Long, continued in the position. The Student Technology Fee assistants and coordinators were utilized in a multitude of capacities through this past year some of which include:

Staffing and keeping supplies on hand for all open computer labs.

The Student Technology, STAT and Student On-line Support Help Desk web sites were maintained.

The Student Help Desk provided phone and email support to students in regards to changing passwords for myNSU, Moodle assistance, wireless instructions and software related issues.

Training classes were conducted at the beginning of each semester for all Student Technology Fee lab assistants. Student Technology Fee workers are required to attend the training to discuss any current lab issues and maintain a working knowledge of software.

All hours and contact information were posted in all labs for student viewing.

Student Technology lab assistants assisted students enrolled in web building classes.

Student Technology lab assistants assisted first time student in creating myNSU accounts.

Participated in Freshman Connection to set up myNSU accounts.

Provided training for all incoming students enrolled in OR 1010.

The Student Technology Fee Technical Support Specialist, Mr. Alfred Ehlers, continued in the position.

Installed new equipment and software across the university campuses for student use.

Handled the technical aspects of maintaining Student Technology Fee computer labs and check-out equipment.

Maintains software in all student computer labs

COMPUTER LABS AND EQUIPMENT:

This report includes carryover from fiscal years 2008-09 and 2009-10 purchases. The first amount will depict the budgeted amount; the second amount will depict the expenditure.

The following are a list of computer labs upgraded during 2010--2011:

Location	Budget Account	Approved Budget	Expenditures	Description
Scholars' College	5-27648	\$4,205.49	\$4,158.18	Student Lab Upgrade
Disability Services	5-27649	\$10,707.90	\$10,116.86	Student Lab Upgrade
Advising Center	5-27650	\$9,507.90	\$9,409.68	Student Lab Upgrade
Watson Library	5-27651	\$26,929.05	-0-	Student Lab Upgrade
FACS	5-27652	\$5,607.32	\$5,544.24	Student Lab Upgrade
Health & Human Performance	5-27653	\$1,401.83	\$1,386.06	Classroom Upgrade
Scholars' Lab	5-27654	\$11,092.55	\$10,977.96	Classroom Upgrade
CAPA Mac Lab	5-27655	\$26,717.54	\$28,611.79	Student Lab Upgrade
SMART Classrooms	5-27656	\$16,821.96	\$14,876.52	Classroom Upgrade
Student Union	5-27657	\$23,769.75	\$23,524.20	Student Lab Upgrade
Health & Human Performance	5-27658	\$25,354.40	\$25,092.48	Student Lab Upgrade

TECHNOLOGY PROJECTS

Large Project Proposals:

Location	Budget Account	Approved Budget	Expenditures	Description
Shreveport	5-27659	\$63,533.25	\$63,533.25	Student Equipment
LOUIS	5-27647	\$58,115.00	\$58,115.00	Data Bases
ECE	5-27642	\$53,829.17	\$53,827.17	CV Classrooms
Student Services	5-27644	\$55,462.75	\$54,889.80	Testing Center
SMART classroom	5-27638	\$517,490.00	-0-	SMART Classroom

Small Project Proposals:

Location	Budget Account	Approved Budget	Expenditures	Description
Bienvenu Hall	5-27634	\$16,761.75	\$15,936.62	Network Upgrade
Student Checkout	5-27637	\$2,793.15	\$2,793.15	Student Checkout Equipment

The Alley	5-27639	\$13,567.98	\$14,018.00	Student Equipment
CAPA	5-27640	\$840.00	-0-	Monitor
CAPA	5-27641	\$39,816.00	\$29,990.44	Student Equipment
FACS	5-27643	\$1,269.00	\$1,639.00	Student Equipment
Wellness Center	5-27645	\$34,392.00	\$29,667.89	Student Equipment
Ft. Polk Campus	5-27660	\$39,915.25	\$34,948.58	Student Equipment
Firewall	5-27636	\$25,419.50	\$36,386.40	Student Firewall
Russell Hall	5-27635	\$25,419.50	\$25,718.93	Russell Hall Network Upgrade
Watson Library	5-27633	\$27,986.40	\$28,344.09	Watson Library Network Upgrade
CAPA	5-27482	\$31,392.47	\$28,169.75	Student Equipment
FACS	5-27483	\$11,107.13	\$11,107.13	Student Equipment
Life Sciences	5-27485	\$14,596.40	\$12,198.00	Student Equipment
CAPA	5-27552	\$11,581.47	\$11,581.47	Student Equipment
CAPA	5-27553	\$10,521.30	\$10,521.30	Student Equipment
Life Sciences	5-27554	\$17,709.57	\$18,228.00	Student Equipment
Student Support	5-27556	\$7,625.00	\$7,413.26	Student Equipment
Student Activities	5-27558	\$4,066.00	\$7,404.17	Student Equipment
Libraries	5-27559	\$38,972.00	-0-	Scanners
FACS	5-27574	\$492.86	\$438.75	Student Equipment
Scholars' College	5-27575	\$7,926.94	\$7,670.06	Student Equipment
Watson Library	5-27587	\$6,830.00	\$6,749.00	Online Resources
SMART Classrooms	5-27573	\$236,687.30	\$378.95	SMART Classrooms
Physics	5-27582	\$68,493.00	\$45,289.20	Student Equipment
IS	5-27626	\$13,935.00	\$13,581.66	Student Equipment
Kyser/Scholars'	5-27628	\$8,595.00	\$3,873.92	Student Equipment
The Alley	5-27629	\$21,090.00	\$21,126.59	Student Equipment
OrgSync	5-27630	\$46,125.00	\$46,125.00	Student Software
Physics	5-27631	\$10,300.00	\$10,300.00	Student Equipment
CAPA	5-27632	\$6,091.00	\$5,804.78	Student Equipment

Lab Supplies/Operating Costs

Location	Budget Account	Approved Budget	Expenditures	Description
Operating Costs	5-27481	\$121,336.93	\$120,299.21	Operating Cost

Surplus equipment that was reusable was distributed based on the guidelines set forth by the state in regards to equipment purchased with Student Technology Fee funds.

Internal Auditor Report 2010-2011

Northwestern's Student Technology Fee is audited by the University Internal Auditor to ensure that the collection and expenditure of the fees is consistent with the policies set forth by the legislature and University governing board. The audit covers 2010-2011. The audit report will follow under separate cover.

Conclusion


Northwestern's Student Technology Fee continues to be a leader in efforts to improve the technology available to students. We are proud to submit this annual report which reflects the continuation of progressive spirit and cooperative nature with which all aspects of the committee's charges have been handled.



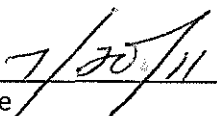
NORTHWESTERN STATE UNIVERSITY
Technology Fee
Changes in Fund Balance
As of June 30, 2011

Fund Balance at July 1, 2010	\$ 1,245,718
Revenues and Other Additions	
Tuition & Fees	\$ 1,173,535
Interest Earned	\$ 10,242
Other Income	\$ 35,088
Total Revenues and Other Additions	\$ 1,218,865
Expenditures and Other Deductions	
Educational and General	\$ (1,245,885)
Total Expenditures and Other Deductions	\$ (1,245,885)
Net Increase (Decrease)	\$ (27,020)
Fund Balance as of June 30, 2011	\$ 1,218,698

I certify that these amounts represent the accounting records as of June 30, 2011.



Carl Jones, Vice President of Business Affairs




Date

UNIVERSITY OF LOUISIANA SYSTEM REPORT ON STUDENT TECHNOLOGY FEES

Institution: Northwestern State University of Louisiana

STUDENT TECHNOLOGY FEES ACT 1450 OF 1997		REVENUES EXPENDITURES PROJECTS
Fiscal Year 2010-11 Fund Balance as of 07/01/10 Revenues Collected Total Funds Available Less Funds Expended Fund Balance as of 06/30/11		1,245,718 1,218,865 2,464,583 (1,245,885) 1,218,698
Name/Brief Description of Project <p style="text-align: center;">To be completed by Computer Center</p>		
Summary of Expenditures by Object 07/01/10 - 06/30/11 Salaries and Benefits Travel Operating Services Supplies Software Professional Services Equipment Major Repairs/Renovations/Remolding Other: Write-Offs Total Expenditures by Object		274,037.24 - 46,474.66 52,522.36 96,445.29 - 776,324.18 - 81.26 1,245,884.99



 Carl Jones, Vice President of Business Affairs



 Date

Student Technology Fees
2010-2011 Account Expenditures

**some accounts are from previous fiscal years*

Budget Number	Total Expenditure
5-27475	\$81.26
5-27476	\$274,037.24
5-27481	\$120,299.21
5-27482	\$28,169.75
5-27483	\$11,107.13
5-27485	\$12,198.00
5-27552	\$11,581.47
5-27553	\$10,521.30
5-27554	\$18,228.00
5-27556	\$7,413.26
5-27558	\$7,404.17
5-27573	\$378.95
5-27574	\$438.75
5-27575	\$7,670.06
5-27582	\$45,289.20
5-27587	\$6,749.00
5-27626	\$13,581.66
5-27628	\$3,873.92
5-27629	\$21,126.59
5-27630	\$46,125.00
5-27631	\$10,300.00
5-27632	\$5,804.78
5-27633	\$28,344.09
5-27634	\$15,936.62
5-27635	\$25,718.93
5-27636	\$36,386.40
5-27637	\$2,793.15
5-27639	\$14,018.00
5-27641	\$29,990.44
5-27642	\$53,827.17
5-27643	\$1,639.00
5-27644	\$54,889.80
5-27645	\$29,667.89
5-27647	\$58,115.00
5-27648	\$4,158.18
5-27649	\$10,116.86
5-27650	\$9,409.68
5-27652	\$5,544.24
5-27653	\$1,386.06
5-27654	\$10,977.96
5-27655	\$28,611.79
5-27656	\$14,876.52
5-27657	\$23,524.20
5-27658	\$25,092.48
5-27659	\$63,533.25
5-27660	\$34,948.58
	\$1,245,884.99
Write Offs	\$81.26
	\$1,245,966.25