

Student Technology  
Fiscal Year 2006-07

Dr. Jim McCrory:  
Comment: \_\_\_\_\_

Approved

Denied

Signature: \_\_\_\_\_

*J McCrory*

Date: \_\_\_\_\_

Tim Chadbourne:  
Comment: \_\_\_\_\_

Approved

Denied

Signature: \_\_\_\_\_

*TC*

Date: \_\_\_\_\_

*8/24/06*

Gary Gatch:  
Comment: \_\_\_\_\_

Approved

Denied

Signature: \_\_\_\_\_

*Gary Gatch*

Date: \_\_\_\_\_

*8/29/06*

Dale Martin:  
Comment: \_\_\_\_\_

Approved

Denied

Signature: \_\_\_\_\_

*Dale Martin*

Date: \_\_\_\_\_

~~Diayne Hamilton~~  
~~Tyron Finerello~~

Approved

Denied

Signature: \_\_\_\_\_

Date: \_\_\_\_\_

*8-24-06*

✓

Student Technology Fee  
Funding Request Form  
Special Initiative Fiscal Year 2006-07  
Northwestern State University of Louisiana

This document will not be accepted without complete information, detailed budget,  
specifications of each piece of equipment requested and pricing.

Prepared by: Shelia Gentry For: Residential life

College: NSU Campus: Natch Houe Department: Housing

Where will requested equipment be located/installed/housed: Bldg. \_\_\_\_\_ Room \_\_\_\_\_

Are property policies and procedures in place by the department for equipment requested. \_\_\_\_\_

Delivery to the Student Technology office located in Watson Library, Room 113. Date \_\_\_\_\_

1. Describe target audience.

The target is Sabine (200 students)

~~Boosier (194 Students)~~

Boozman (196 students)

Varnado (200 Students)

2. Describe project/initiative for which you are requesting funds.

This equipment will be used to have "movie nights" in each residence hall. Building communities and helping NSU with retention efforts in also Part of this initiative.

3. State measurable objectives that will be used to determine the impact/effectiveness of the project.

Students will gain a sense of belonging to a community within their respective hall.

4. Indicate how each project objective will be evaluated.

Surveys will be used to evaluate students feelings about community also, the number of students renewals will be tracked within each hall.

5. Provide a justification for funding of the project. Estimate the number of students that will be served per academic year and in what ways. Please indicate also any unique needs of the target group.

In future years, this equipment will be used to serve a growing population in each hall.

6. If funded, which NSTEP (<http://www.nsula.edu/nstep/NSTEP.pdf>) objective will this funding of this project advance. How will funding of the project advance the University and College / unit technology plan?

This proposal will meet the following objectives:

1. To improve access to technology by students, faculty, and staff at Northwestern State University.
2. To provide classrooms with updated technology and multimedia.
7. To establish processes that encourage technology initiatives by faculty, staff, and students.
8. To encourage innovation and research.

7. List those individuals who will be responsible for the implementation of the project/initiative and indicate their demonstrated abilities to accomplish the objectives of the project.

Jennifer Long (students Technology) will be the Program Manager until the equipment installed. Shelia Gentry (Housing) will issue and secure the equipment after delivery.

8. Describe any personnel (technical or otherwise) required to support the project/initiative.

Jennifer Long (student Technology) is responsible for installing and Shelia Gentry is responsible for securing the equipment.

9. Provide a schedule for implementation and evaluation.

Equipment will be purchased in September 2006, Installed in October and November of 2006, Equipment will utilized Spring 2006. After the equipment is recieved we will look at evaluation.

10. Estimate the expected life of hardware and software. Explain any anticipated equipment/software upgrades during the next five years.

Estimated expected life of the hardware is 5 to 10 years; depending on useage.

11. Explain in detail a plan and policy that will be in place to ensure property security/controls for any equipment received through Student Tech Fee.

Director of Campus Community will secure the equipment by...

1. Locking it in secure rooms in each hall.
2. Only the director can issue hardware to staff only.
3. Director will lock hardware after use in each hall.

- |  |
|--|
| <p>12. Attach a detailed budget, including: specs., description, cost, state contract number, and vendor for each item; cost of outside support personnel; and a description of how the proposal will support University/College/unit resources (i.e., cash match, funds from other sources, or reallocation of existing hardware/software or other equipment. <b>All of the information requested must be attached or the request will not be accepted.</b></p> |
| <p>13. Attach a letter of support for the project signed by the requesting unit's Dean, the appropriate Vice President (for non-academic units), or the SGA President from the requesting campus (for student requests).</p>   |

**Creative  
Presentations**  
Visual Communications Made Simple

Date: 8/15/2006

To: Jennifer Long/Northwestern State University

Phone: 318-357-6482

From: Scott Albarado (scotta@creativepres.com)

Re: State Contract Quote For (3) Portable Dormitory Movie Night Systems

<u>Qty</u>	<u>Description</u>	<u>Line #</u>	<u>*Unit Price</u>	<u>*Total Price</u>
<b>I. Equipment for Boozman Hall, Varnado Hall &amp; Sabine Hall:</b>				
<b>State Contract #406245</b>				
3	Creative Presentations - CPI-IRSLEVEL1P - Room Solution Level 1P - system includes - Projector, screen, equipment cart, video and audio components, mounts for display devices, interface components, cables and connectors, and miscellaneous parts.	PCBN3 Form Needed	\$ 11,071.00	\$33,213.00

**II. Description on what will be included in the Above 3 Room Solutions:**

- 1) Mitsubishi High Definition Projector with HDMI
- 2) Ready2Go Expresso Portable Cart that will hold: Projector, DVD, Amplifier & Microphone
- 3) DVD Player with HDMI(High Definition Output)
- 4) Ultimate Folding Screen in Widescreen Rear Projection Format(includes case with wheels)
- 5) Draper Dress Up kit for Screen(Provides Drapes to enhance the look of the screens)
- 6) Two JBL EON Speakers w/subwoofer
- 7) Tripod Stands for Speakers
- 8) Kensington Lock for Projector
- 9) 8 outlet power strip
- 10) All Cabling, Connectors & Miscellaneous Items needed
- 11) Training on how to use and setup equipment

3639 Ambassador Caffery Pkwy, Suite 402, Lafayette, LA 70503  
Phone (337) 406-0480 Toll Free (877) 406-0480 Fax (337) 406-0760

Corporate Office  
Phone (800) 4442480 Fax (504) 454-9535

# RDY2GO espresso


MULTIMEDIA CENTER



## Expect more from the Rdy2Go Espresso.

With more options and more functionality, this mobile multi-media center is guaranteed to have you thinking... *What did you do without one?*

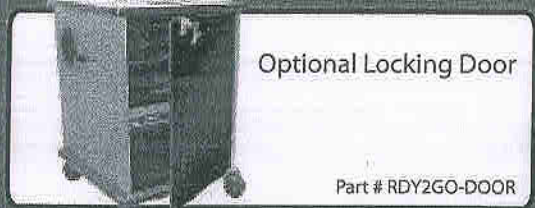
Part # RDY2GO-ESP



Add your projector here!  
Full sized perforated, tilt adjustable shelf for easy mounting of any LCD projector.



Optional Camera Mount  
RDY2GO-CAM



Optional Locking Door

Part # RDY2GO-DOOR



Optional 6"  
Pneumatic Wheel  
RDY2GO-WHEEL 6"


Optional Expanded  
Top (27" x47")

Part # RDY2GO-TOP



Optional Drawer

Part # RDY2GO-DRAW



TOA 5 Channel Amp/Mixer



Ventilation fan



Line Out/CATV/Mic Panel

### Includes:

- DVD/VCR Combo or Individual
- TOA 5 Channel Amp
- 3 Matching TOA Speakers
- Shure Microphone
- Mic Line In
- CATV Connection
- Line Out to Room PA
- 2 Power Outlets
- Ventillation Fan
- 6 RU of Free Space



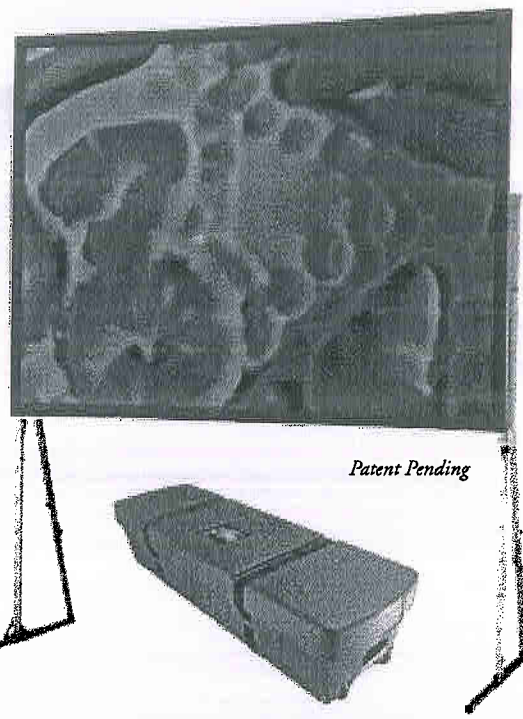
For more information call 1-877-834-3876  
or visit our website at [www.video-furn.com](http://www.video-furn.com)

**Video Furniture International**

Distribution Centers in Toronto, Canada and Buffalo, New York.

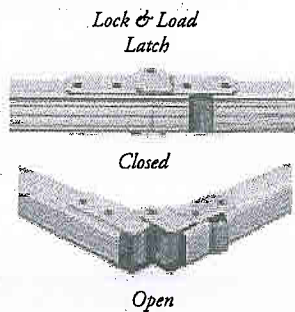
# Ultimate Folding Screen

The world's most precisely manufactured folding screen.



The new standard in portable folding screens, the ULTIMATE FOLDING SCREEN is the first screen manufactured with 100% CNC (Computer Numerical Controlled) components and assembly. The tubing is CNC machined, surfaces and borders are CNC cut; even rivet and snap holes are CNC placed. No competitive product meets this standard—and we did not stop there.

Our new LOCK & LOAD latch (patent pending) is designed for ease of operation and maximum life. LOCK & LOAD mortise latches bite down when the surface is attached, making the frame extremely rigid. Latch parts are internal for better protection, and they completely fill the tube for superior strength. The resilient latch retention spring is captured and constantly flexed so that it cannot be dislodged. These advancements translate into the most user friendly and incredibly durable hinge locking mechanism available. Couple these advantages with clear anodized 1.25" x .070 wall aluminum tubing and you've got the precision and stability that allows DRAPER to offer the ULTIMATE FOLDING SCREEN in sizes through 12' x 16'.



Patent Pending

## System Options


- **Viewing Surfaces**—Choose a flexible matt white for front projection or CINEFLEX vinyl for rear projection. For maximum flexibility, choose both! All surfaces—front and rear—have square corners. Borders are electronically welded using a new PVC material that provides straighter, cleaner edges.
- **Sizes: Two Format Options Available**—UFS Standard Sizes (chart at right), and UFS Euro sizes (chart on page 47). Standard format viewing surfaces may be interchanged freely with CINEFOLD surfaces and have 2 3/4" of black masking border. (CINEFOLD detailed on page 48.) Euro format viewing surfaces have 4" of black masking border.
- **Frame & Legs**—Standard Legs support the ULTIMATE FOLDING SCREEN in a vertical position. The screen may also be tilted for keystone elimination using HEAVY-DUTY LEGS which offer extra stability using an adjustable gusset (screen pictured above has HEAVY-DUTY LEGS). SUPER HEAVY-DUTY LEGS are recommended for added stability on frame heights greater than 10 1/2'.
- **Carrying Case**—The ULTIMATE FOLDING SCREEN comes packed in DRAPER's heavy-duty, molded polyethylene wheeled carrying case. Designed for service and dependability, each case has two wheels. The handles are molded into each end of the case. Lid handle is steel with a rubber grip and recessed into an inset. Lid is secured with two adjustable straps. Multiple cases stack with lids on, or nest compactly with lids off.

## UFS Standard Sizes

Overall Size H x W	Image Area	Nominal Diagonal	Net Wt. (lbs.)
<b>Square Format (1:1)</b>			
6' x 6'	66 1/2" x 66 1/2"	—	71
7' x 7'	78 1/2" x 78 1/2"	—	81
8' x 8' <sup>1</sup>	90 1/2" x 90 1/2"	—	87
9' x 9' <sup>1</sup>	102 1/2" x 102 1/2"	—	93
10' x 10' <sup>1</sup>	114 1/2" x 114 1/2"	—	99
12' x 12' <sup>2</sup>	138 1/2" x 138 1/2"	—	112
<b>NTSC Format (4:3)</b>			
54" x 74"	48 1/2" x 68 1/2"	7 1/2'	66
62" x 83"	56 1/2" x 77 1/2"	100"	68
6' x 8'	66 1/2" x 90 1/2"	10'	73
7'6" x 10' <sup>1</sup>	84 1/2" x 114 1/2"	150"	74
9' x 12' <sup>1</sup>	102 1/2" x 138 1/2"	15'	87
10'6" x 14' <sup>2</sup>	120 1/2" x 162 1/2"	200"	93
144" x 196" <sup>2</sup>	138 1/2" x 190 1/2"	240"	106
<b>HDTV Format (16:9)</b>			
56" x 96"	50 1/2" x 90 1/2"	106"	74
62" x 108"	56 1/2" x 102 1/2"	119"	81
69" x 120"	63 1/2" x 114 1/2"	133"	87
83" x 144"	77 1/2" x 138 1/2"	161"	91
112" x 196" <sup>1</sup>	106 1/2" x 190 1/2"	220"	97
<b>Slide Format (1.48:1)</b>			
48" x 72"	42 1/2" x 66 1/2"	—	77
60" x 90"	54 1/2" x 84 1/2"	—	78
72" x 108"	66 1/2" x 102 1/2"	—	82
84" x 126"	78 1/2" x 120 1/2"	—	87
96" x 144" <sup>1</sup>	90 1/2" x 138 1/2"	—	89

<sup>1</sup> Heavy-Duty Legs are recommended for frame heights greater than 7 1/2'.

<sup>2</sup> Super Heavy-Duty Legs are recommended for added stability on frame heights greater than 10 1/2'.



Corner Hinge Open



Corner Hinge Closed





**NORTHWESTERN STATE**  
UNIVERSITY OF LOUISIANA  
Natchitoches, LA 71497

Vice President for Student Affairs

Telephone (318) 357-5286  
FAX (318) 357-6325

---

INTEROFFICE MEMORANDUM

---

TO: STAT COMMITTEE

FROM: DR. PATRICE MOULTON, VICE PRESIDENT FOR STUDENT AFFAIRS

*P. Moulton*

SUBJECT: SUPPORT FOR DEPARTMENT OF CAMPUS COMMUNITY STAT  
GRANT

DATE: 8-21-06

---

The Division of Student Affairs fully supports the proposal presented to the STAT committee by Ms. Sheila Gentry on behalf of the Department of Campus Community. The department is in dire need of new multi media equipment designed for students living in the residence halls. Your consideration is appreciated.

---