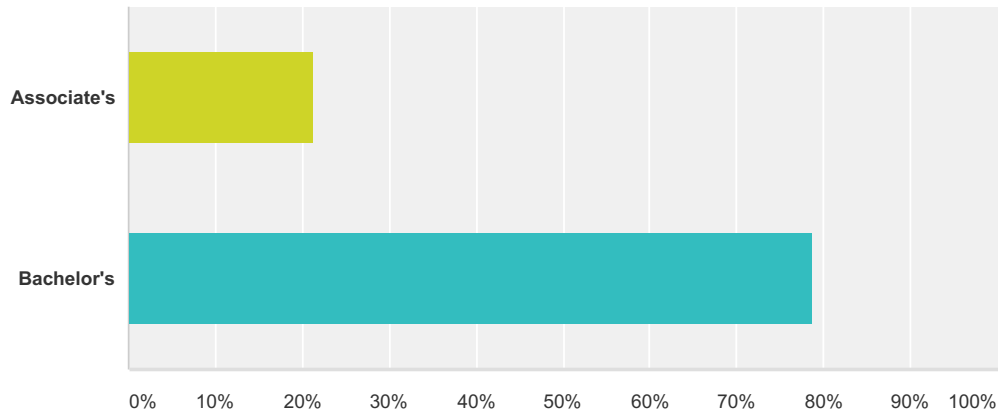


Q1 Please enter your eight or nine digit student identification number.

Answered: 261 Skipped: 1

Q2 Indicate Degree Earned

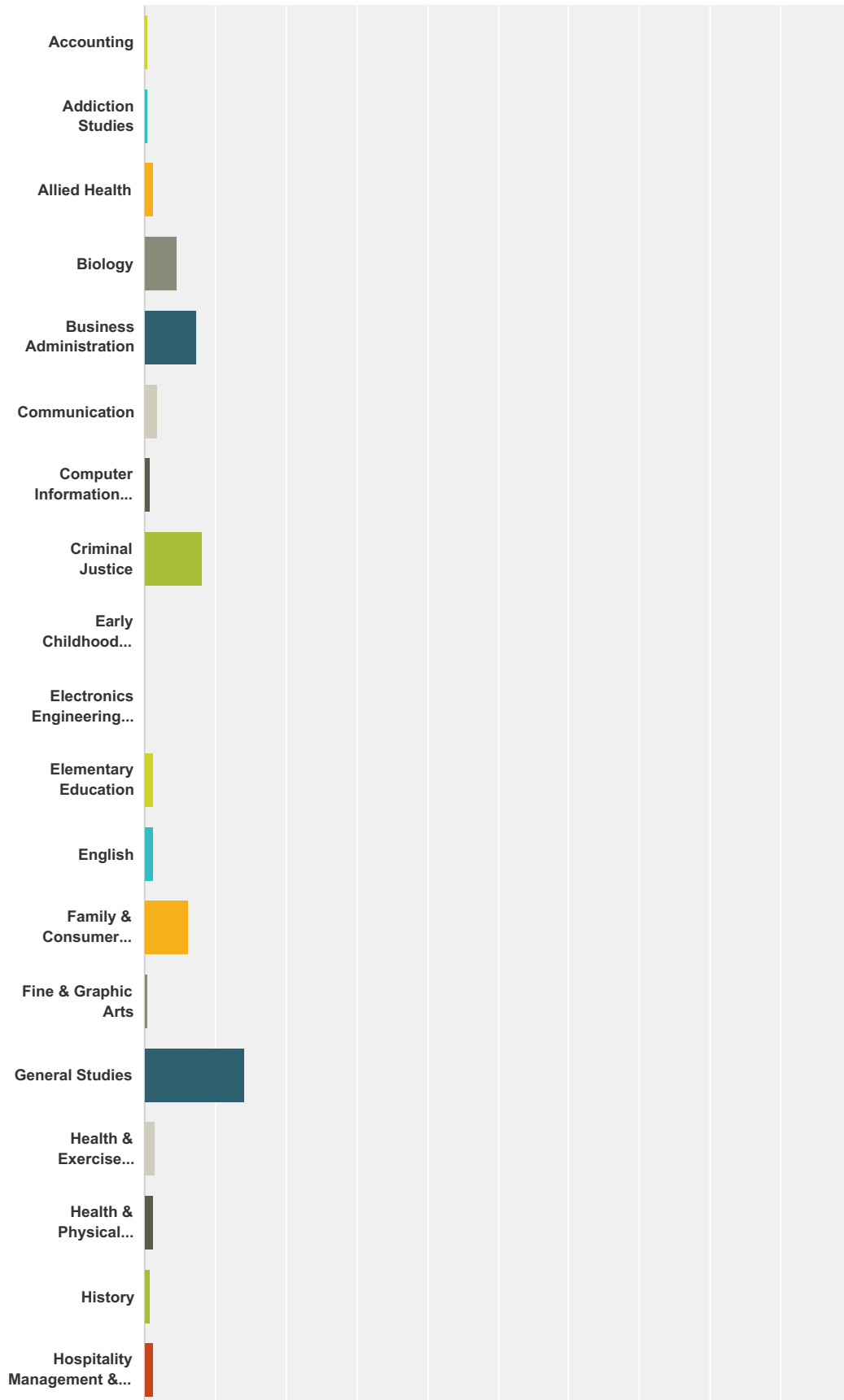
Answered: 259 Skipped: 3



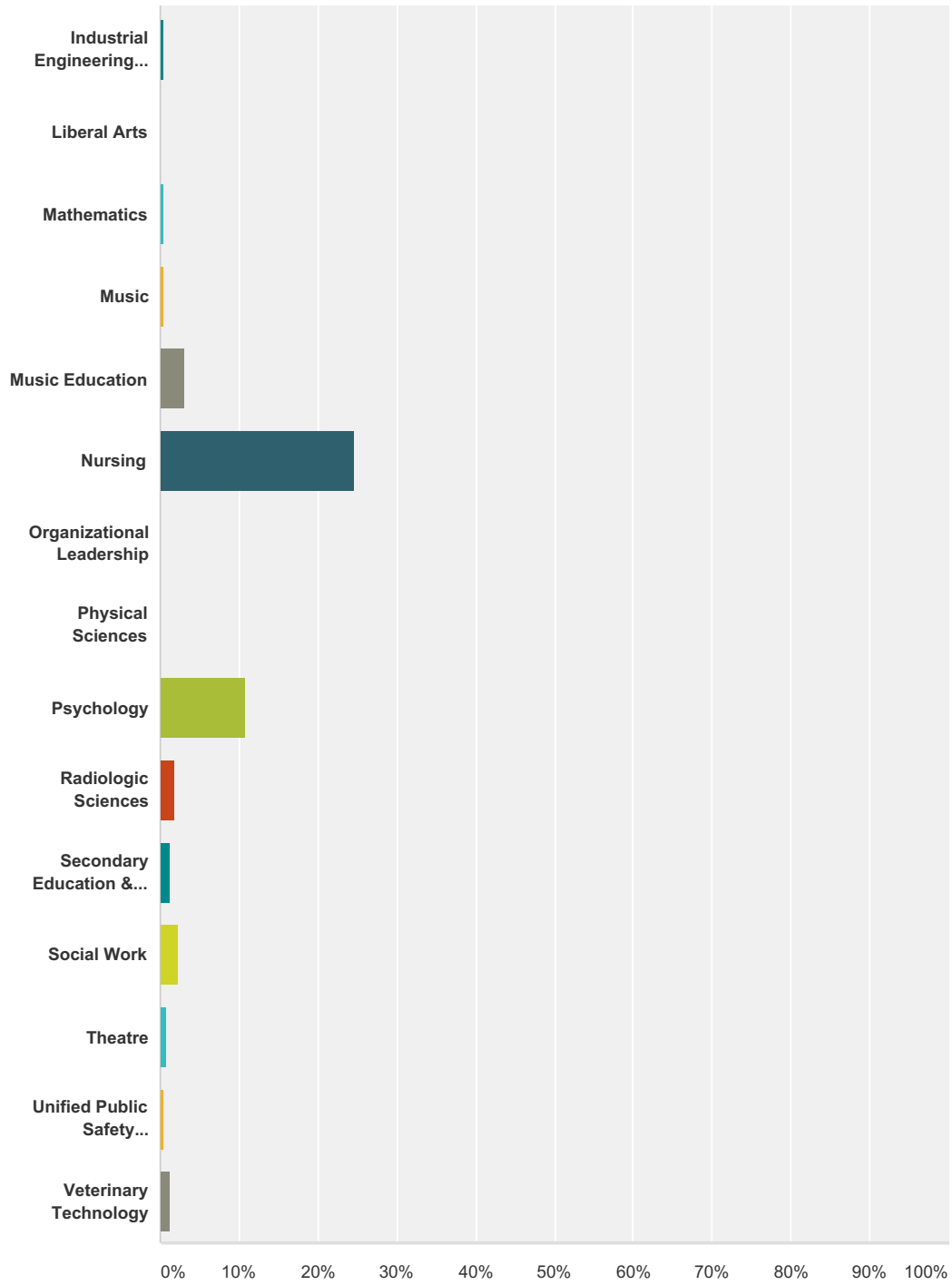
Answer Choices	Responses
Associate's	21.24% 55
Bachelor's	78.76% 204
Total	259

Q3 Indicate Major

Answered: 259 Skipped: 3



NSU GSS - Fall 2015



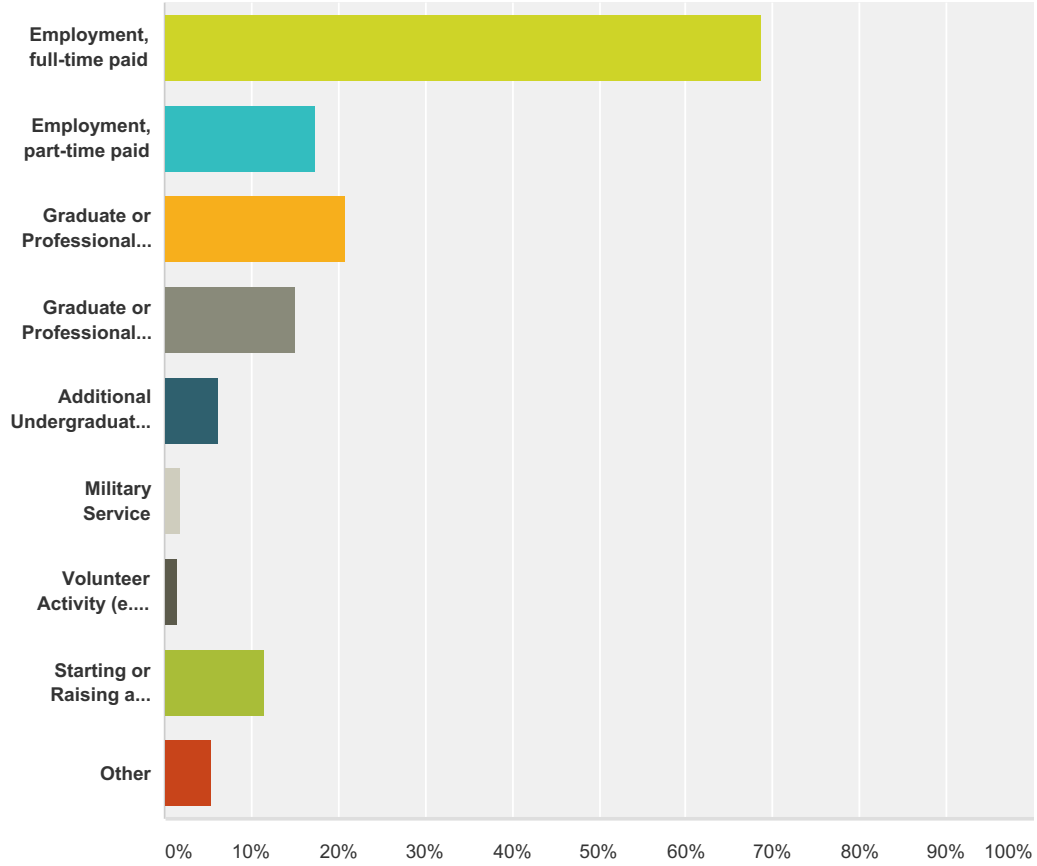
Answer Choices	Responses
Accounting	0.39% 1
Addiction Studies	0.39% 1
Allied Health	1.16% 3
Biology	4.63% 12
Business Administration	7.34% 19
Communication	1.93% 5

NSU GSS - Fall 2015

Computer Information Systems	0.77%	2
Criminal Justice	8.11%	21
Early Childhood Education	0.00%	0
Electronics Engineering Technology	0.00%	0
Elementary Education	1.16%	3
English	1.16%	3
Family & Consumer Sciences	6.18%	16
Fine & Graphic Arts	0.39%	1
General Studies	14.29%	37
Health & Exercise Science	1.54%	4
Health & Physical Education	1.16%	3
History	0.77%	2
Hospitality Management & Tourism	1.16%	3
Industrial Engineering Technology	0.39%	1
Liberal Arts	0.00%	0
Mathematics	0.39%	1
Music	0.39%	1
Music Education	3.09%	8
Nursing	24.71%	64
Organizational Leadership	0.00%	0
Physical Sciences	0.00%	0
Psychology	10.81%	28
Radiologic Sciences	1.93%	5
Secondary Education & Teaching	1.16%	3
Social Work	2.32%	6
Theatre	0.77%	2
Unified Public Safety Administration	0.39%	1
Veterinary Technology	1.16%	3
Total		259

**Q4 What is MOST LIKELY to be your PRINCIPAL activity upon graduation?
Select all that apply.**

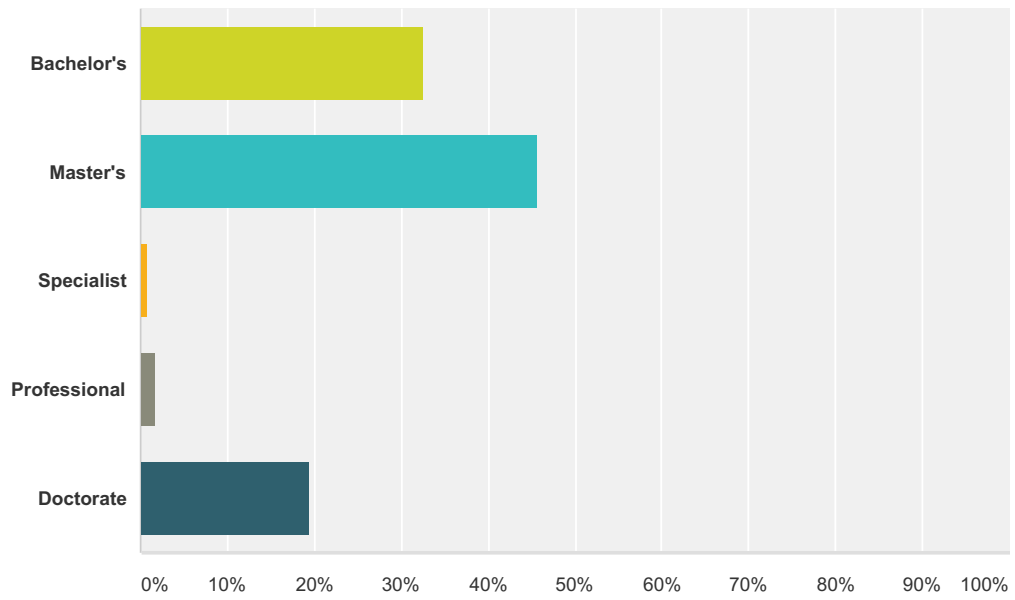
Answered: 259 Skipped: 3



Answer Choices	Responses
Employment, full-time paid	68.73% 178
Employment, part-time paid	17.37% 45
Graduate or Professional School, full-time	20.85% 54
Graduate or Professional School, part-time	15.06% 39
Additional Undergraduate Coursework	6.18% 16
Military Service	1.93% 5
Volunteer Activity (e.g., Peace Corps)	1.54% 4
Starting or Raising a Family	11.58% 30
Other	5.41% 14
Total Respondents: 259	

Q5 Indicate the degree you ultimately plan to earn.

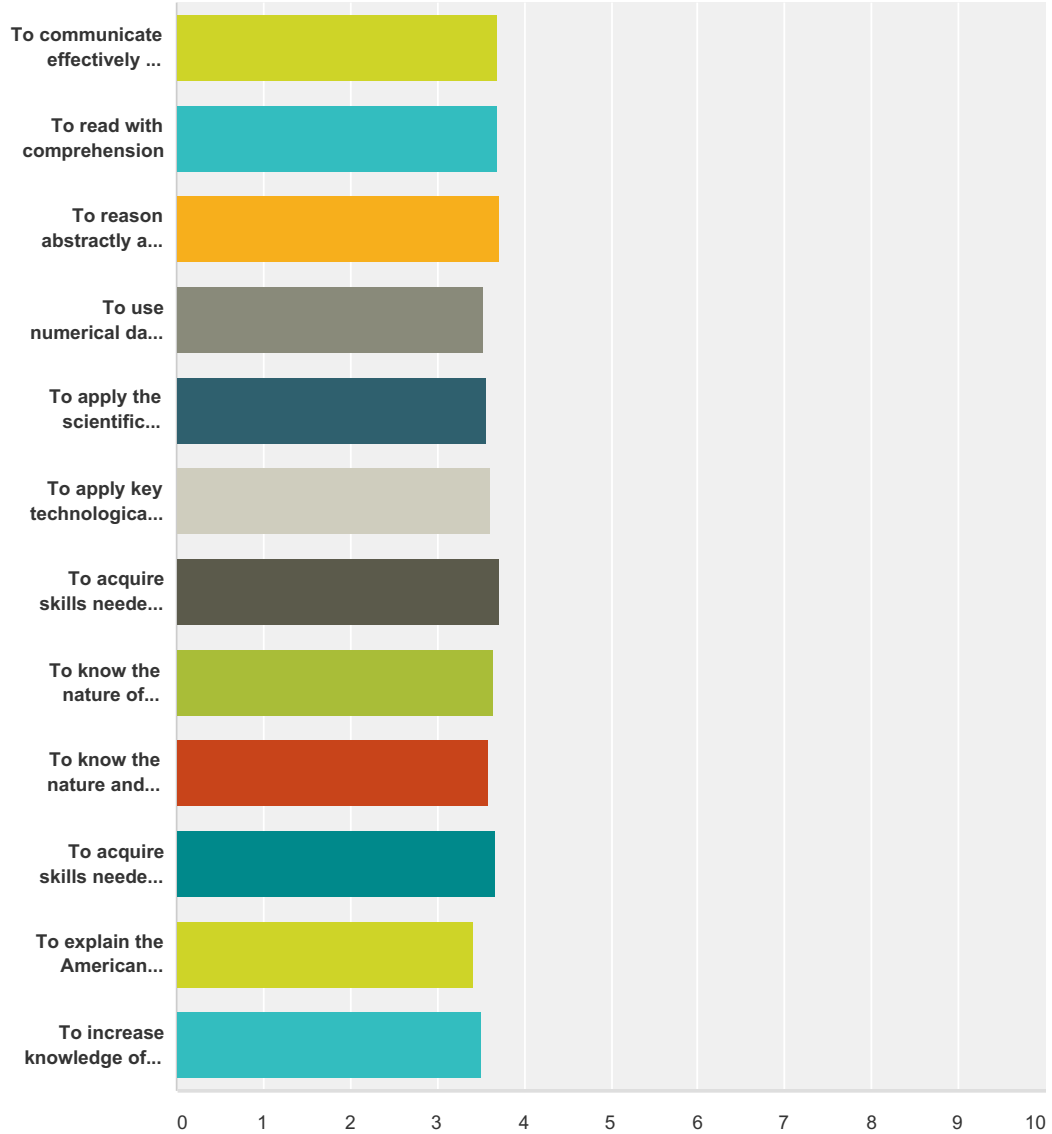
Answered: 252 Skipped: 10



Answer Choices	Responses
Bachelor's	32.54% 82
Master's	45.63% 115
Specialist	0.79% 2
Professional	1.59% 4
Doctorate	19.44% 49
Total	252

Q6 Indicate your satisfaction with how your education has helped you in the following areas.

Answered: 258 Skipped: 4



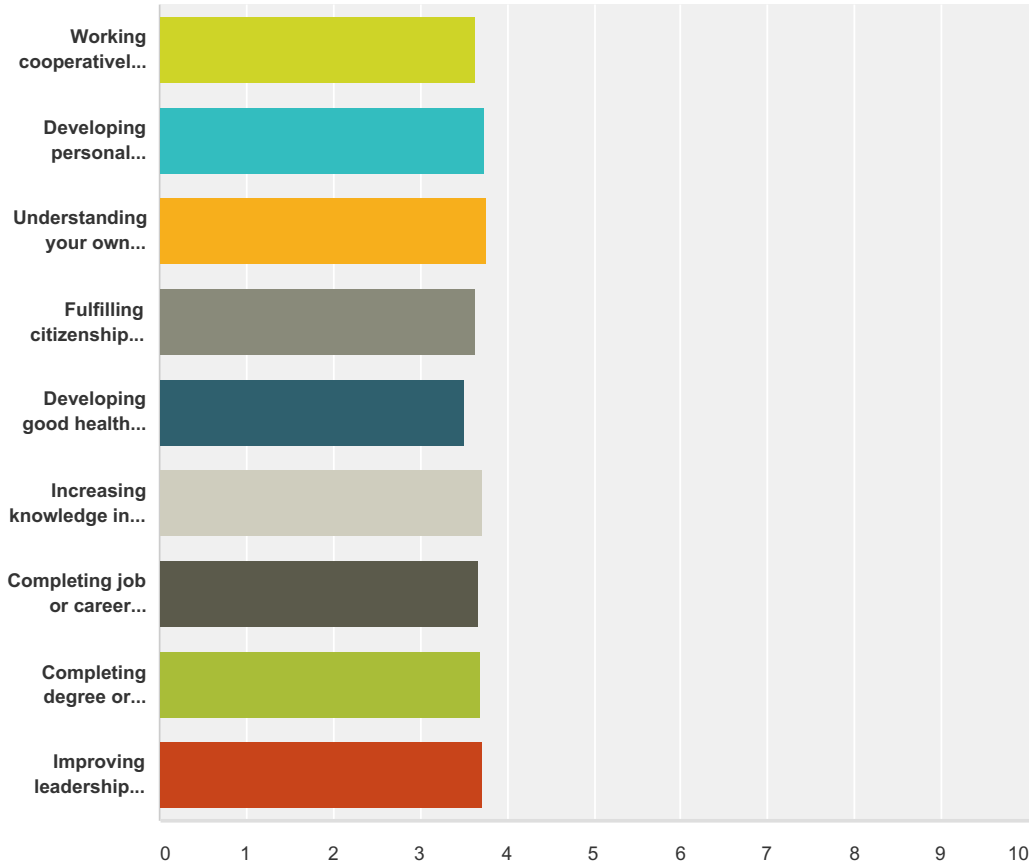
	Very Dissatisfied	Dissatisfied	Satisfied	Very Satisfied	N/A	Total	Weighted Average
To communicate effectively in oral and written English	0.39% 1	0.00% 0	29.07% 75	70.16% 181	0.39% 1	258	3.70
To read with comprehension	0.78% 2	0.00% 0	28.79% 74	70.43% 181	0.00% 0	257	3.69
To reason abstractly and think critically	0.39% 1	1.16% 3	24.03% 62	73.64% 190	0.78% 2	258	3.72
To use numerical data and statistics	0.39% 1	3.13% 8	37.89% 97	55.08% 141	3.52% 9	256	3.53

NSU GSS - Fall 2015

To apply the scientific method	0.39% 1	2.71% 7	35.66% 92	56.98% 147	4.26% 11	258	3.56
To apply key technological and informational applications	0.39% 1	0.78% 2	35.02% 90	59.92% 154	3.89% 10	257	3.61
To acquire skills needed to learn independently	0.39% 1	1.17% 3	25.29% 65	71.60% 184	1.56% 4	257	3.71
To know the nature of cultural diversity	0.78% 2	1.94% 5	28.29% 73	67.83% 175	1.16% 3	258	3.65
To know the nature and value of the visual and performing arts	0.00% 0	3.11% 8	33.46% 86	59.53% 153	3.89% 10	257	3.59
To acquire skills needed to develop a personal value system	0.39% 1	1.55% 4	26.74% 69	68.99% 178	2.33% 6	258	3.68
To explain the American political and economic system	0.78% 2	5.81% 15	38.37% 99	46.12% 119	8.91% 23	258	3.43
To increase knowledge of international education through the study of arts & culture of other countries	0.39% 1	3.88% 10	36.43% 94	50.78% 131	8.53% 22	258	3.50

Q7 Indicate your level of satisfaction with how your experiences at NSU have helped you in the following areas:

Answered: 258 Skipped: 4



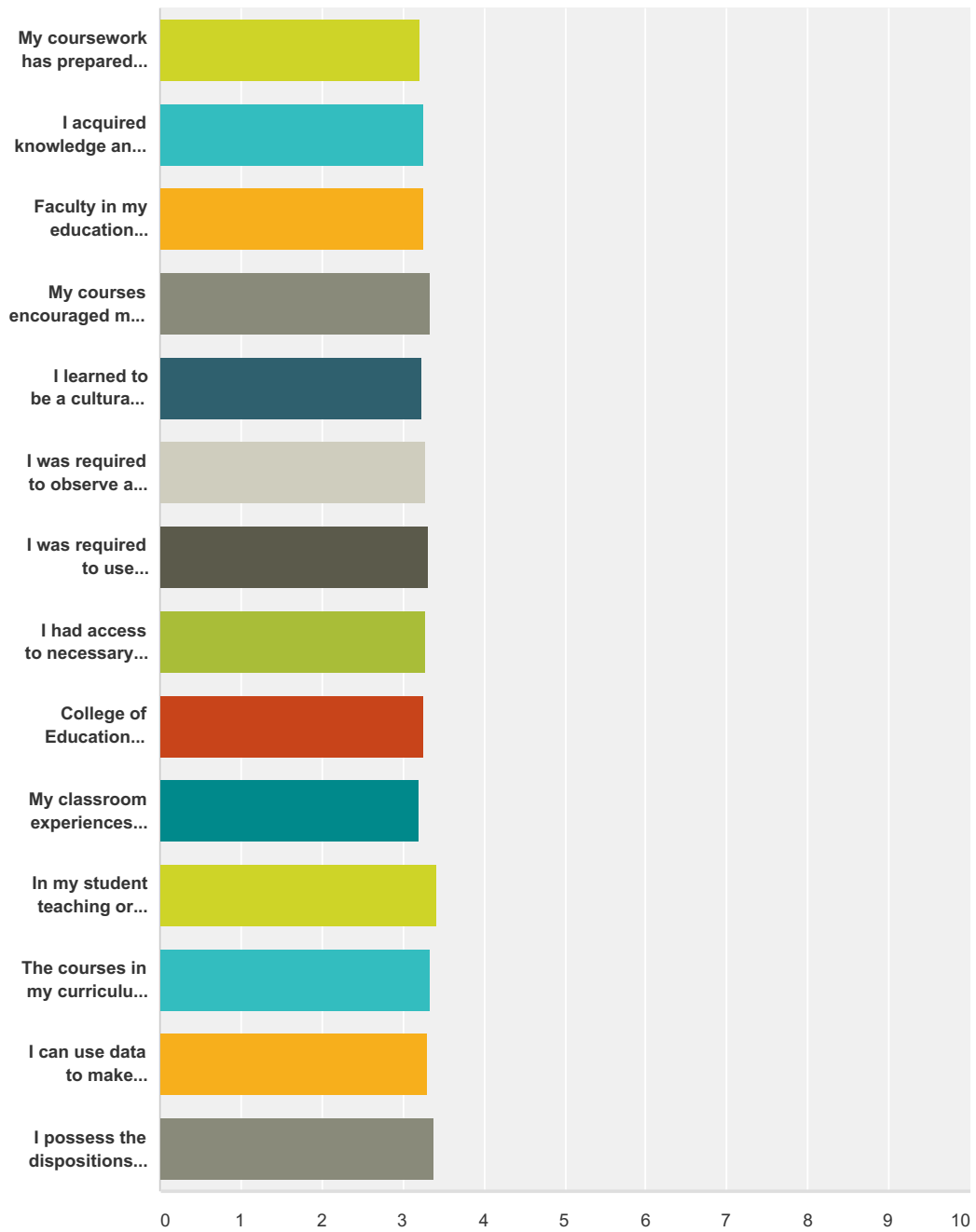
	Very Dissatisfied	Dissatisfied	Satisfied	Very Satisfied	N/A	Total	Weighted Average
Working cooperatively as a group member	0.39% 1	1.16% 3	31.78% 82	64.34% 166	2.33% 6	258	3.64
Developing personal independence	0.39% 1	0.78% 2	23.74% 61	74.71% 192	0.39% 1	257	3.73
Understanding your own abilities, interests, and personality	0.39% 1	0.39% 1	22.09% 57	77.13% 199	0.00% 0	258	3.76
Fulfilling citizenship responsibilities	0.39% 1	1.16% 3	31.40% 81	60.08% 155	6.98% 18	258	3.63
Developing good health habits and physical fitness	1.16% 3	3.88% 10	35.66% 92	53.10% 137	6.20% 16	258	3.50
Increasing knowledge in chosen academic field	0.39% 1	1.95% 5	24.22% 62	73.44% 188	0.00% 0	256	3.71
Completing job or career requirements	0.78% 2	1.16% 3	26.74% 69	70.54% 182	0.78% 2	258	3.68
Completing degree or certification requirements	0.78% 2	0.39% 1	26.46% 68	72.37% 186	0.00% 0	257	3.70

NSU GSS - Fall 2015

Improving leadership ability	0.39% 1	1.16% 3	24.03% 62	73.26% 189	1.16% 3	258	3.72
------------------------------	-------------------	-------------------	---------------------	----------------------	-------------------	-----	------

Q8 Indicate your level of agreement with the following items:

Answered: 29 Skipped: 233



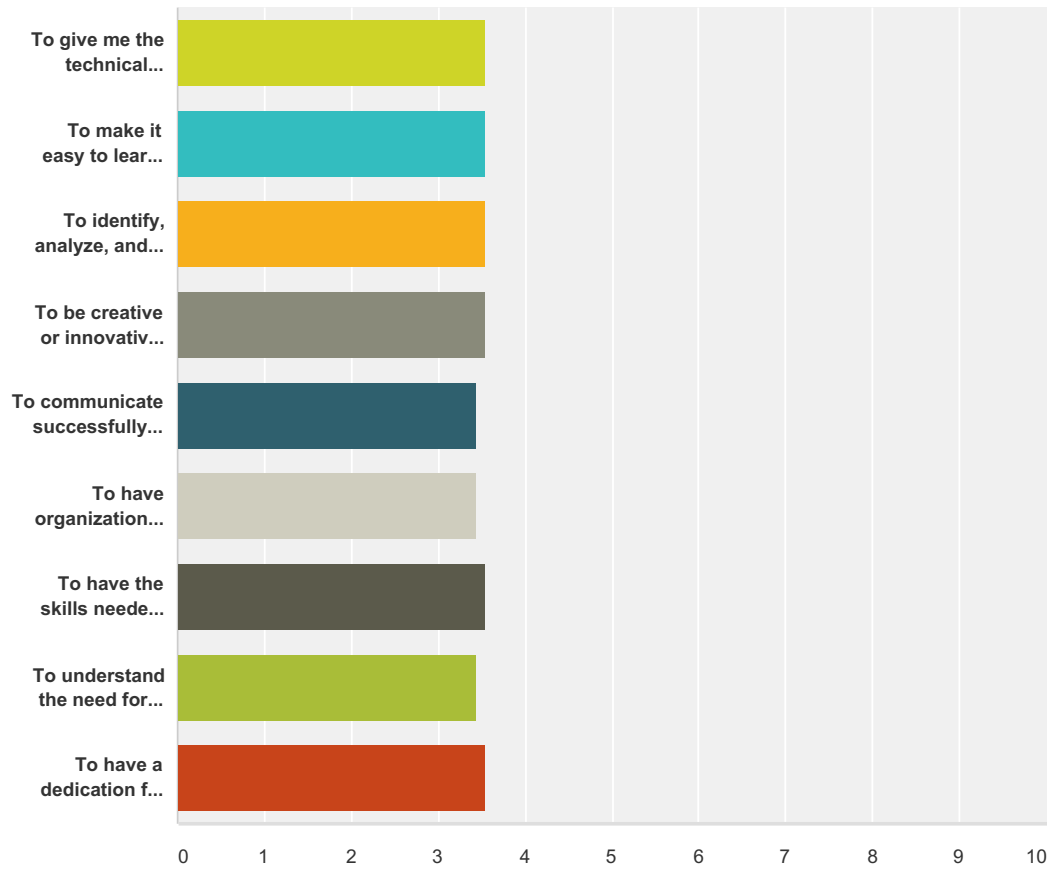
	Strongly Disagree	Disagree	Agree	Strongly Agree	Total	Weighted Average
My coursework has prepared me to teach.	3.57% 1	7.14% 2	53.57% 15	35.71% 10	28	3.21
I acquired knowledge and skills that will assist me in teaching students to think creatively and critically.	3.70% 1	3.70% 1	55.56% 15	37.04% 10	27	3.26

NSU GSS - Fall 2015

Faculty in my education courses were "Models for learning."	3.70% 1	3.70% 1	55.56% 15	37.04% 10	27	3.26
My courses encouraged me to take responsibility for my own learning.	3.70% 1	0.00% 0	55.56% 15	40.74% 11	27	3.33
I learned to be a culturally responsive teacher.	3.85% 1	7.69% 2	50.00% 13	38.46% 10	26	3.23
I was required to observe and participate in PK-12 classrooms in the full range of my certification area.	8.00% 2	4.00% 1	40.00% 10	48.00% 12	25	3.28
I was required to use technology in the planning and implementation of lessons for PK-12 students.	8.00% 2	4.00% 1	36.00% 9	52.00% 13	25	3.32
I had access to necessary technology for learning.	4.00% 1	4.00% 1	52.00% 13	40.00% 10	25	3.28
College of Education classes provided practical applications for teaching in PK-12 classrooms.	4.17% 1	8.33% 2	45.83% 11	41.67% 10	24	3.25
My classroom experiences have prepared me for working with students with differing backgrounds.	4.00% 1	8.00% 2	52.00% 13	36.00% 9	25	3.20
In my student teaching or internship semester, I taught at least one week independently.	4.17% 1	0.00% 0	45.83% 11	50.00% 12	24	3.42
The courses in my curriculum prepared me for required licensure tests (PRAXIS, PLT and content areas).	4.17% 1	0.00% 0	54.17% 13	41.67% 10	24	3.33
I can use data to make decisions about how I impact student learning.	4.17% 1	0.00% 0	58.33% 14	37.50% 9	24	3.29
I possess the dispositions necessary to be a successful teacher.	4.17% 1	0.00% 0	50.00% 12	45.83% 11	24	3.38

Q9 Indicate your satisfaction with how your education has helped you in the following areas:

Answered: 11 Skipped: 251



	Very Dissatisfied	Dissatisfied	Satisfied	Very Satisfied	Total	Weighted Average
To give me the technical skills I will need for a career in my degree area	9.09% 1	0.00% 0	18.18% 2	72.73% 8	11	3.55
To make it easy to learn new technical skills I will need for the job	9.09% 1	0.00% 0	18.18% 2	72.73% 8	11	3.55
To identify, analyze, and solve technical problems	9.09% 1	0.00% 0	18.18% 2	72.73% 8	11	3.55
To be creative or innovative in solving technical problems	9.09% 1	0.00% 0	18.18% 2	72.73% 8	11	3.55
To communicate successfully with a team and with management to solve technical problems	9.09% 1	0.00% 0	27.27% 3	63.64% 7	11	3.45
To have organizational and management skills needed to supervise a team	9.09% 1	0.00% 0	27.27% 3	63.64% 7	11	3.45
To have the skills needed to transition into technology management	9.09% 1	0.00% 0	18.18% 2	72.73% 8	11	3.55
To understand the need for timeliness and adherence to deadlines	9.09% 1	0.00% 0	27.27% 3	63.64% 7	11	3.45

NSU GSS - Fall 2015

To have a dedication for quality and continuous improvement	9.09% 1	0.00% 0	18.18% 2	72.73% 8	11	3.55
---	-------------------	-------------------	--------------------	--------------------	----	------