


## Completing a Quiz/Exam

Log in to Moodle and go to your course.

Find the quiz and click on the link.

### Topic 3




Chapter 01 Assignment 

Opened: Thursday, September 12, 2024, 12:00 AM Due: Thursday, September 19, 2024, 11:00 PM



Introduction Forum 



Quiz 1 

Opens: Friday, September 27, 2024, 12:00 PM Closes: Monday, September 30, 2024, 11:00 AM

Make sure to read any directions the instructor posts.

When you are ready to take the quiz, click on Attempt quiz now.

## Quiz 1

**Opened:** Wednesday, September 11, 2024, 12:00 PM

**Closes:** Monday, September 30, 2024, 11:00 AM

[Attempt quiz](#)

Attempts allowed: 1

Time limit: 20 mins

If the quiz is timed, the Time limit warning will appear.

Click on Start attempt.

Start attempt ×

### Time limit

Your attempt will have a time limit of 20 mins. When you start, the timer will begin to count down and cannot be paused. You must finish your attempt before it expires. Are you sure you wish to start now?

[Start attempt](#)

[Cancel](#)

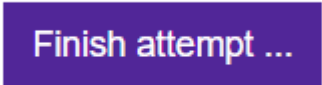
The Quiz navigation block will show you how many pages there are in the quiz.

If the quiz is timed, the timer will be found there as well.

The screenshot shows a quiz interface. At the top left, there is a 'Quiz 1' header with a checkmark icon and a 'Back' button. Below this is a 'Question 1' box indicating 'Not yet answered' and 'Points out of 1.00'. The question text is: 'Bryan's boss told him that he needs to demonstrate more competence on the job. What action will help him do so?'. There are five multiple-choice options: a. asking co-workers what their needs are, b. setting specific work goals and achieving them, c. taking on fewer projects at one time, d. working independently and not consulting others, e. hiding his mistakes from his team members. A red arrow points to a 'Time left 0:18:27' timer and a 'Hide' button. At the bottom right of the question area is a 'Next page' button. On the right side, there is a 'Quiz navigation' sidebar with a grid of question numbers 1 through 8, and a 'Finish attempt ...' button.

Click on the next page button to proceed to the next set of questions.

Click on Finish attempt to complete the quiz.



The Summary of attempt page will appear.

You can return to the attempt or submit all and finish.

### Quiz 1

#### Summary of attempt

Question	Status
1	Answer saved
2	Answer saved
3	Answer saved
4	Answer saved
5	Answer saved
6	Answer saved
7	Answer saved
8	Answer saved

Return to attempt

Time left 0:14:25

This attempt must be submitted by Thursday, September 12, 2024, 4:00 PM.

Submit all and finish

---

A confirmation window will open.

Click on Submit all and finish.

### Submit all your answers and finish?



Once you submit your answers, you won't be able to change them.

Cancel

Submit all and finish

---

You have successfully submitted your quiz.

This screen may vary depending on the instructor's settings.

<b>Started on</b>	Thursday, September 12, 2024, 3:50 PM
<b>State</b>	Finished
<b>Completed on</b>	Thursday, September 12, 2024, 3:52 PM
<b>Time taken</b>	1 min 38 secs
<b>Points</b>	8.00/8.00
<b>Grade</b>	<b>100.00</b> out of 100.00

