

IPEDS 2022-23 Data Collection System

IPEDS HELP DESK (877) 225-2568 | ipedshelp@rti.org

OMB NO. 1850-0582 v.30 : Approval Expires 8/31/2025

User ID: P1600381

Fall Enrollment 2022-23

Institution: Northwestern State University of Louisiana (160038)

User ID: P1600381

Overview

Fall Enrollment Overview

The Fall Enrollment component collects student enrollment counts by level of student, enrollment status, gender and race/ethnicity. In addition, first-time students' fall-to-fall retention rates and the student-to-faculty ratio are collected. Enrollment by age is required in odd-numbered years, and enrollment by residence of first-time undergraduates is required in even-numbered years.

Institutions operating on a traditional academic year calendar (semester, trimester, quarter, or 4-1-4) report Fall enrollment as of the institution's official fall reporting date or October 15. Institutions operating on a calendar that differs by program or that enrolls students on a continuous basis (referred to as program reporters) report Fall enrollment as students enrolled any time during the period August 1 and October 31.

Data reporting reminders:

- Report data to accurately reflect the time period corresponding with the IPEDS survey component, even if such reporting is seemingly inconsistent with prior year reporting.
- Part B, Enrollment of students by age, is optional this year.
- Part C, Residence of first-time degree/certificate-seeking undergraduates, is required this year.
- For reporting students studying in consortium agreements, please refer to the Resource page at <https://nces.ed.gov/ipeds/report-your-data/data-tip-sheet-reporting-data-consortium-institutions>.

Changes in reporting:

The following changes were implemented for the 2022-23 data collection period:

- The "Nonresident alien" terminology has been changed to "U.S. Nonresident" but should include the same category of students.
- A question about gender has been added after Part A – Fall Enrollment Summary to collect information about students for whom gender does not fit the binary gender (Men/Women) categories provided. **Institutions should still allocate those students to the Men/Women categories in other screens of the survey component at this time.** New FAQs have been added to help institutions with this reporting.
- References to summer term were changed to summer session.
- FAQ #8 on consistent reporting of EF, E12, and OM has been updated for clarification.

Resources:

- To download the survey materials for this component: [Survey Materials](#)
- To access your prior year data submission for this component: [Reported Data](#)

If you have questions about completing this survey, please contact the **IPEDS Help Desk at 1-877-225-2568**.

Institution: Northwestern State University of Louisiana (160038)

User ID: P1600381

Part Selection

Completion of Part B (Enrollment of Students by Age) is optional this year.

Do you wish to complete Part B this year?

If you select 'Yes', you will be expected to complete the Part B screens.

If you select 'No', you will skip Part B.


- ☒ No, I will not complete Part B
- ☐ Yes, I will complete Part B

Fall Enrollment - CIP CODE Selection


Indicate which of the following fields of study are offered by your institution. In addition to reporting total undergraduate and graduate fall enrollments every year, in even-numbered years you are to report the subset of enrollments that fall within each of the CIP codes listed below.

Fields for which enrollment was reported for Fall 2020 have already been checked; please make sure all listed fields that are offered by your institution are checked.

Note: CIP codes listed below may not reflect all fields of study offered by your institution, therefore the subset of enrollments by CIP codes selected may not sum to your institution's total fall enrollment.

UNDERGRADUATE AND GRADUATE FIELDS	
<input checked="" type="checkbox"/>	13.0000 -- Education
<input type="checkbox"/>	14.0000 -- Engineering
<input checked="" type="checkbox"/>	26.0000 -- Biological and Biomedical Sciences
<input checked="" type="checkbox"/>	27.0000 -- Mathematics
<input checked="" type="checkbox"/>	40.0000 -- Physical Sciences
<input checked="" type="checkbox"/>	52.0000 -- Business, Management, Marketing, and Related Support Services
GRADUATE-ONLY FIELDS	
<input type="checkbox"/>	22.0101 -- Law (LL.B., J.D.)
<input type="checkbox"/>	51.0401 -- Dentistry (D.D.S., D.M.D.)
<input type="checkbox"/>	 51.1201 -- Medicine (M.D.)
<input type="checkbox"/>	None of the above

☒ Yes, I confirm that I reviewed the fields of study are offered by my institution above.

 You may use the box below to provide additional context for the data you have reported above. Context notes will be posted on the College Navigator website. Therefore, you should write all context notes using proper grammar (e.g., complete sentences with punctuation) and common language that can be easily understood by students and parents (e.g., spell out acronyms).

Institution: Northwestern State University of Louisiana (160038)

User ID: P1600381

Part A - Fall Enrollment for Full-Time Undergraduate Students

Enrollment as of the institution's official fall reporting date or as of October 15, 2022Full-time Undergraduate Students

Reporting Reminders:

- Report Hispanic/Latino individuals of any race as Hispanic/Latino
- Report race for non-Hispanic/Latino individuals only
- Even though Teacher Preparation certificate programs may require a bachelor's degree for admission, they are considered subbaccalaureate undergraduate programs, and students in these programs are undergraduate students.

Men

Enrolled for <u>credit</u>	Degree/certificate-seeking			Total degree/certificate-seeking	Non-degree/ non-certificate-seeking	Total, <u>Full-time</u> <u>undergraduate</u> students
	<u>First-time</u>	<u>Non-first-time</u>				
		<u>Transfer-in</u>	<u>Continuing/ Returning</u>			
<u>U.S. Nonresident</u>	11	4	35	50	5	55
<u>Hispanic/Latino</u>	22	4	82	108	5	113
<u>American Indian or Alaska Native</u>	6	2	15	23	0	23
<u>Asian</u>	4	0	7	11	3	14
<u>Black or African American</u>	102	18	294	414	6	420
<u>Native Hawaiian or Other Pacific Islander</u>	1	0	1	2	0	2
<u>White</u>	181	34	523	738	68	806
Two or more races	18	4	59	81	6	87
<u>Race and ethnicity unknown</u>	6	5	9	20	3	23
Total men	351	71	1,025	1,447	96	1,543
Total men prior year	403	67	1,168	1,638	66	1,704

Women

Enrolled for <u>credit</u>	Degree/certificate-seeking			Total degree/certificate-seeking	Non-degree/ non-certificate-seeking	Total, Full-time <u>undergraduate</u> students
	<u>First-time</u>	<u>Non-first-time</u>				
		<u>Transfer-in</u>	<u>Continuing/ Returning</u>			
<u>U.S. Nonresident</u>	11	6	42	59	12	71
<u>Hispanic/Latino</u>	38	10	144	192	8	200
<u>American Indian or Alaska Native</u>	5	2	34	41	1	42
<u>Asian</u>	6	2	19	27	5	32
<u>Black or African American</u>	174	37	714	925	21	946
<u>Native Hawaiian or Other Pacific Islander</u>	0	0	0	0	0	0
<u>White</u>	355	88	1,269	1,712	104	1,816
Two or more races	30	7	106	143	11	154
<u>Race and ethnicity unknown</u>	1	6	16	23	4	27
Total women	620	158	2,344	3,122	166	3,288
Total women prior year	843	199	2,798	3,840	150	3,990

Grand total (men+women)	971	229	3,369	4,569	262	4,831
Grand total (men+women) prior year	1,246	266	3,966	5,478	216	5,694

Institution: Northwestern State University of Louisiana (160038)

User ID: P1600381

Part A - Fall Enrollment for Full-Time Undergraduate Students: CIP CODE:13.0000

Enrollment as of the institution's official fall reporting date or as of October 15, 2022

CIP CODE: 13.0000 – Education

Full-time undergraduate students

- Report Hispanic/Latino individuals of any race as Hispanic/Latino
- Report race for non-Hispanic/Latino individuals only

Men

Enrolled for <u>credit</u>	<u>Degree/certificate-seeking</u>			Total degree/certificate-seeking	Non-degree/ non-certificate-seeking	Total, <u>Full-time</u> <u>undergraduate</u> students
	<u>First-time</u>	<u>Non-first-time</u>				
		<u>Transfer-in</u>	<u>Continuing/ Returning</u>			
<u>U.S. Nonresident</u>	<div>0</div>	<div>0</div>	<div>0</div>	0	<div>0</div>	0
<u>Hispanic/Latino</u>	<div>2</div>	<div>0</div>	<div>8</div>	10	<div>0</div>	10
<u>American Indian or Alaska Native</u>	<div>0</div>	<div>0</div>	<div>1</div>	1	<div>0</div>	1
<u>Asian</u>	<div>0</div>	<div>0</div>	<div>1</div>	1	<div>0</div>	1
<u>Black or African American</u>	<div>6</div>	<div>0</div>	<div>12</div>	18	<div>0</div>	18
<u>Native Hawaiian or Other Pacific Islander</u>	<div>0</div>	<div>0</div>	<div>0</div>	0	<div>0</div>	0
<u>White</u>	<div>11</div>	<div>2</div>	<div>42</div>	55	<div>0</div>	55
Two or more races	<div>0</div>	<div>0</div>	<div>3</div>	3	<div>0</div>	3
<u>Race and ethnicity unknown</u>	<div>0</div>	<div>0</div>	<div>0</div>	0	<div>0</div>	0
Total men	19	2	67	88	0	88

Women

Enrolled for <u>credit</u>	Degree/certificate-seeking			Total degree/certificate-seeking	Non-degree/ non-certificate-seeking	Total, <u>Full-time</u> <u>undergraduate</u> students
	<u>First-time</u>	<u>Non-first-time</u>				
		<u>Transfer-in</u>	<u>Continuing/ Returning</u>			
<u>U.S. Nonresident</u>	1	0	1	2	0	2
<u>Hispanic/Latino</u>	4	1	13	18	0	18
<u>American Indian or Alaska Native</u>	0	0	4	4	0	4
<u>Asian</u>	1	0	0	1	0	1
<u>Black or African American</u>	10	1	30	41	0	41
<u>Native Hawaiian or Other Pacific Islander</u>	0	0	0	0	0	0
<u>White</u>	39	5	112	156	0	156
Two or more races	0	0	8	8	0	8
<u>Race and ethnicity unknown</u>	0	0	2	2	0	2
Total women	55	7	170	232	0	232
Grand total (men+women)	74	9	237	320	0	320
Grand total (men+women) 2020-21	139	13	313	465		465

Institution: Northwestern State University of Louisiana (160038)

User ID: P1600381

Part A - Fall Enrollment for Full-Time Undergraduate Students: CIP CODE:26.0000

Enrollment as of the institution's official fall reporting date or as of October 15, 2022

CIP CODE: 26.0000 – Biological and Biomedical Sciences

Full-time undergraduate students

- Report Hispanic/Latino individuals of any race as Hispanic/Latino
- Report race for non-Hispanic/Latino individuals only

Men

Enrolled for <u>credit</u>	Degree/certificate-seeking			Non-degree/ non-certificate-seeking	Total, <u>Full-time</u> <u>undergraduate</u> students	
	<u>First-time</u>	<u>Non-first-time</u>				
		<u>Transfer-in</u>	<u>Continuing/ Returning</u>			
<u>U.S. Nonresident</u>	<div>1</div>	<div>0</div>	<div>0</div>	<div>1</div>	<div>0</div>	<div>1</div>
<u>Hispanic/Latino</u>	<div>2</div>	<div>1</div>	<div>3</div>	<div>6</div>	<div>0</div>	<div>6</div>
<u>American Indian or Alaska Native</u>	<div>0</div>	<div>0</div>	<div>1</div>	<div>1</div>	<div>0</div>	<div>1</div>
<u>Asian</u>	<div>0</div>	<div>0</div>	<div>0</div>	<div>0</div>	<div>0</div>	<div>0</div>
<u>Black or African American</u>	<div>6</div>	<div>0</div>	<div>6</div>	<div>12</div>	<div>0</div>	<div>12</div>
<u>Native Hawaiian or Other Pacific Islander</u>	<div>0</div>	<div>0</div>	<div>1</div>	<div>1</div>	<div>0</div>	<div>1</div>
<u>White</u>	<div>18</div>	<div>2</div>	<div>39</div>	<div>59</div>	<div>0</div>	<div>59</div>
Two or more races	<div>3</div>	<div>0</div>	<div>4</div>	<div>7</div>	<div>0</div>	<div>7</div>
<u>Race and ethnicity unknown</u>	<div>1</div>	<div>0</div>	<div>1</div>	<div>2</div>	<div>0</div>	<div>2</div>
Total men	31	3	55	89	0	89

Women

Enrolled for <u>credit</u>	<u>Degree/certificate-seeking</u>			Total degree/certificate-seeking	Non-degree/ non-certificate-seeking	Total, <u>Full-time</u> <u>undergraduate</u> students
	<u>First-time</u>	<u>Non-first-time</u>				
		<u>Transfer-in</u>	<u>Continuing/ Returning</u>			
<u>U.S. Nonresident</u>	<div>0</div>	<div>0</div>	<div>2</div>	2	<div>0</div>	2
<u>Hispanic/Latino</u>	<div>1</div>	<div>1</div>	<div>10</div>	12	<div>0</div>	12
<u>American Indian or Alaska Native</u>	<div>0</div>	<div>0</div>	<div>6</div>	6	<div>0</div>	6
<u>Asian</u>	<div>0</div>	<div>0</div>	<div>2</div>	2	<div>0</div>	2
<u>Black or African American</u>	<div>19</div>	<div>0</div>	<div>47</div>	66	<div>0</div>	66
<u>Native Hawaiian or Other Pacific Islander</u>	<div>0</div>	<div>0</div>	<div>0</div>	0	<div>0</div>	0
<u>White</u>	<div>36</div>	<div>6</div>	<div>104</div>	146	<div>0</div>	146
Two or more races	<div>5</div>	<div>0</div>	<div>9</div>	14	<div>0</div>	14
<u>Race and ethnicity unknown</u>	<div>0</div>	<div>1</div>	<div>1</div>	2	<div>0</div>	2
Total women	61	8	181	250	0	250
Grand total (men+women)	92	11	236	339	0	339
Grand total (men+women) 2020-21	121	13	324	458		458

Institution: Northwestern State University of Louisiana (160038)

User ID: P1600381

Part A - Fall Enrollment for Full-Time Undergraduate Students: CIP CODE:27.0000

Enrollment as of the institution's official fall reporting date or as of October 15, 2022

CIP CODE: 27.0000 – Mathematics and Statistics

Full-time undergraduate students

- Report Hispanic/Latino individuals of any race as Hispanic/Latino
- Report race for non-Hispanic/Latino individuals only

Men

Enrolled for <u>credit</u>	<u>Degree/certificate-seeking</u>			Total degree/certificate-seeking	Non-degree/ non-certificate-seeking	Total, <u>Full-time</u> <u>undergraduate</u> students
	<u>First-time</u>	<u>Non-first-time</u>				
		<u>Transfer-in</u>	<u>Continuing/ Returning</u>			
<u>U.S. Nonresident</u>	<div>0</div>	<div>0</div>	<div>0</div>	0	<div>0</div>	0
<u>Hispanic/Latino</u>	<div>0</div>	<div>0</div>	<div>0</div>	0	<div>0</div>	0
<u>American Indian or Alaska Native</u>	<div>0</div>	<div>0</div>	<div>0</div>	0	<div>0</div>	0
<u>Asian</u>	<div>0</div>	<div>0</div>	<div>0</div>	0	<div>0</div>	0
<u>Black or African American</u>	<div>1</div>	<div>0</div>	<div>1</div>	2	<div>0</div>	2
<u>Native Hawaiian or Other Pacific Islander</u>	<div>0</div>	<div>0</div>	<div>0</div>	0	<div>0</div>	0
<u>White</u>	<div>0</div>	<div>0</div>	<div>2</div>	2	<div>0</div>	2
Two or more races	<div>0</div>	<div>0</div>	<div>0</div>	0	<div>0</div>	0
<u>Race/ethnicity unknown</u>	<div>0</div>	<div>0</div>	<div>0</div>	0	<div>0</div>	0
Total men	1	0	3	4	0	4

Women

Enrolled for <u>credit</u>	Degree/certificate-seeking			Total degree/certificate-seeking	Non-degree/ non-certificate-seeking	Total, <u>Full-time</u> <u>undergraduate</u> students
	<u>First-time</u>	<u>Non-first-time</u>				
		<u>Transfer-in</u>	<u>Continuing/ Returning</u>			
<u>U.S. Nonresident</u>	<div>1</div>	<div>0</div>	<div>0</div>	1	<div>0</div>	1
<u>Hispanic/Latino</u>	<div>0</div>	<div>0</div>	<div>0</div>	0	<div>0</div>	0
<u>American Indian or Alaska Native</u>	<div>0</div>	<div>0</div>	<div>0</div>	0	<div>0</div>	0
<u>Asian</u>	<div>0</div>	<div>0</div>	<div>0</div>	0	<div>0</div>	0
<u>Black or African American</u>	<div>0</div>	<div>0</div>	<div>1</div>	1	<div>0</div>	1
<u>Native Hawaiian or Other Pacific Islander</u>	<div>0</div>	<div>0</div>	<div>0</div>	0	<div>0</div>	0
<u>White</u>	<div>0</div>	<div>0</div>	<div>0</div>	0	<div>0</div>	0
Two or more races	<div>0</div>	<div>0</div>	<div>1</div>	1	<div>0</div>	1
<u>Race/ethnicity unknown</u>	<div>0</div>	<div>0</div>	<div>0</div>	0	<div>0</div>	0
Total women	1	0	2	3	0	3
Grand total (men+women)	2	0	5	7	0	7
Grand total (men+women) 2020-21	2		11	13		13

Institution: Northwestern State University of Louisiana (160038)

User ID: P1600381

Part A - Fall Enrollment for Full-Time Undergraduate Students: CIP CODE:40.0000

Enrollment as of the institution's official fall reporting date or as of October 15, 2022

CIP CODE: 40.0000 -- Physical Sciences

Full-time undergraduate students

- Report Hispanic/Latino individuals of any race as Hispanic/Latino
- Report race for non-Hispanic/Latino individuals only

Men

Enrolled for <u>credit</u>	Degree/certificate-seeking			Total degree/certificate-seeking	Non-degree/ non-certificate-seeking	Total, <u>Full-time</u> <u>undergraduate</u> students
	<u>First-time</u>	<u>Non-first-time</u>				
		<u>Transfer-in</u>	<u>Continuing/ Returning</u>			
<u>U.S. Nonresident</u>	<div>0</div>	<div>0</div>	<div>0</div>	0	<div>0</div>	0
<u>Hispanic/Latino</u>	<div>1</div>	<div>0</div>	<div>0</div>	1	<div>0</div>	1
<u>American Indian or Alaska Native</u>	<div>0</div>	<div>0</div>	<div>0</div>	0	<div>0</div>	0
<u>Asian</u>	<div>0</div>	<div>0</div>	<div>0</div>	0	<div>0</div>	0
<u>Black or African American</u>	<div>0</div>	<div>0</div>	<div>1</div>	1	<div>0</div>	1
<u>Native Hawaiian or Other Pacific Islander</u>	<div>0</div>	<div>0</div>	<div>0</div>	0	<div>0</div>	0
<u>White</u>	<div>0</div>	<div>0</div>	<div>0</div>	0	<div>0</div>	0
Two or more races	<div>0</div>	<div>0</div>	<div>1</div>	1	<div>0</div>	1
<u>Race/ethnicity unknown</u>	<div>0</div>	<div>0</div>	<div>0</div>	0	<div>0</div>	0
Total men	1	0	2	3	0	3

Women

Enrolled for <u>credit</u>	Degree/certificate-seeking			Total degree/certificate-seeking	Non-degree/ non-certificate-seeking	Total, Full-time <u>undergraduate</u> students
	<u>First-time</u>	<u>Non-first-time</u>				
		<u>Transfer-in</u>	<u>Continuing/ Returning</u>			
<u>U.S. Nonresident</u>	<div>0</div>	<div>0</div>	<div>1</div>	1	<div>0</div>	1
<u>Hispanic/Latino</u>	<div>0</div>	<div>0</div>	<div>0</div>	0	<div>0</div>	0
<u>American Indian or Alaska Native</u>	<div>0</div>	<div>0</div>	<div>0</div>	0	<div>0</div>	0
<u>Asian</u>	<div>0</div>	<div>0</div>	<div>0</div>	0	<div>0</div>	0
<u>Black or African American</u>	<div>0</div>	<div>0</div>	<div>0</div>	0	<div>0</div>	0
<u>Native Hawaiian or Other Pacific Islander</u>	<div>0</div>	<div>0</div>	<div>0</div>	0	<div>0</div>	0
<u>White</u>	<div>0</div>	<div>0</div>	<div>0</div>	0	<div>0</div>	0
Two or more races	<div>0</div>	<div>0</div>	<div>0</div>	0	<div>0</div>	0
<u>Race/ethnicity unknown</u>	<div>0</div>	<div>0</div>	<div>0</div>	0	<div>0</div>	0
Total women	0	0	1	1	0	1
Grand total (men+women)	1	0	3	4	0	4
Grand total (men+women) 2020-21	5		4	9		9

Institution: Northwestern State University of Louisiana (160038)

User ID: P1600381

Part A - Fall Enrollment for Full-Time Undergraduate Students: CIP CODE:52.0000

Enrollment as of the institution's **official fall reporting date** or as of **October 15, 2022**

CIP CODE: 52.0000 – Business, Management, Marketing and Related Support Services

Full-time undergraduate students

- Report Hispanic/Latino individuals of any race as Hispanic/Latino
- Report race for non-Hispanic/Latino individuals only

Men

Enrolled for <u>credit</u>	<u>Degree/certificate-seeking</u>			Total degree/certificate-seeking	Non-degree/ non-certificate-seeking	Total, <u>Full-time</u> <u>undergraduate</u> students
	<u>First-time</u>	<u>Non-first-time</u>				
		<u>Transfer-in</u>	<u>Continuing/ Returning</u>			
<u>U.S. Nonresident</u>	<div>0</div>	<div>1</div>	<div>4</div>	5	<div>0</div>	5
<u>Hispanic/Latino</u>	<div>1</div>	<div>1</div>	<div>11</div>	13	<div>0</div>	13
<u>American Indian or Alaska Native</u>	<div>0</div>	<div>0</div>	<div>3</div>	3	<div>0</div>	3
<u>Asian</u>	<div>0</div>	<div>0</div>	<div>1</div>	1	<div>0</div>	1
<u>Black or African American</u>	<div>20</div>	<div>3</div>	<div>40</div>	63	<div>0</div>	63
<u>Native Hawaiian or Other Pacific Islander</u>	<div>0</div>	<div>0</div>	<div>0</div>	0	<div>0</div>	0
<u>White</u>	<div>28</div>	<div>8</div>	<div>103</div>	139	<div>0</div>	139
Two or more races	<div>3</div>	<div>0</div>	<div>6</div>	9	<div>0</div>	9
<u>Race/ethnicity unknown</u>	<div>2</div>	<div>2</div>	<div>2</div>	6	<div>0</div>	6
Total men	54	15	170	239	0	239

Women

Enrolled for <u>credit</u>	<u>Degree/certificate-seeking</u>			Total degree/certificate-seeking	Non-degree/ non-certificate-seeking	Total, <u>Full-time</u> <u>undergraduate</u> students
	<u>First-time</u>	<u>Non-first-time</u>				
		<u>Transfer-in</u>	<u>Continuing/ Returning</u>			
<u>U.S. Nonresident</u>	1	3	5	9	0	9
<u>Hispanic/Latino</u>	0	2	21	23	0	23
<u>American Indian or Alaska Native</u>	0	0	2	2	0	2
<u>Asian</u>	1	0	3	4	0	4
<u>Black or African American</u>	15	5	62	82	0	82
<u>Native Hawaiian or Other Pacific Islander</u>	0	0	0	0	0	0
<u>White</u>	26	6	142	174	0	174
Two or more races	1	1	9	11	0	11
<u>Race/ethnicity unknown</u>	0	0	1	1	0	1
Total women	44	17	245	306	0	306
Grand total (men+women)	98	32	415	545	0	545
Grand total (men+women) 2020-21	142	38	560	740		740

Institution: Northwestern State University of Louisiana (160038)

User ID: P1600381

Part A - Fall Enrollment for Part-time Undergraduate Students

Enrollment as of the institution's official fall reporting date or as of October 15, 2022Part-time Undergraduate Students

Reporting Reminders:

- Report Hispanic/Latino individuals of any race as Hispanic/Latino
- Report race for non-Hispanic/Latino individuals only
- Even though Teacher Preparation certificate programs may require a bachelor's degree for admission, they are considered subbaccalaureate undergraduate programs, and students in these programs are undergraduate students.

Men

Enrolled for <u>credit</u>	Degree/certificate-seeking			Total degree/certificate-seeking	Non-degree/ non-certificate-seeking	Total, <u>part-time</u> <u>undergraduate</u> students
	<u>First-time</u>	<u>Non-first-time</u>				
		<u>Transfer-in</u>	<u>Continuing/ Returning</u>			
<u>U.S. Nonresident</u>	<div>0</div>	<div>0</div>	<div>0</div>	0	<div>4</div>	4
<u>Hispanic/Latino</u>	<div>2</div>	<div>7</div>	<div>25</div>	34	<div>19</div>	53
<u>American Indian or Alaska Native</u>	<div>0</div>	<div>0</div>	<div>3</div>	3	<div>11</div>	14
<u>Asian</u>	<div>1</div>	<div>0</div>	<div>7</div>	8	<div>16</div>	24
<u>Black or African American</u>	<div>3</div>	<div>7</div>	<div>56</div>	66	<div>75</div>	141
<u>Native Hawaiian or Other Pacific Islander</u>	<div>0</div>	<div>0</div>	<div>0</div>	0	<div>1</div>	1
<u>White</u>	<div>12</div>	<div>12</div>	<div>156</div>	180	<div>487</div>	667
Two or more races	<div>1</div>	<div>1</div>	<div>11</div>	13	<div>26</div>	39
<u>Race and ethnicity unknown</u>	<div>2</div>	<div>0</div>	<div>4</div>	6	<div>41</div>	47
Total men	21	27	262	310	680	990
Total men prior year	14	39	339	392	696	1,088

Women

Enrolled for <u>credit</u>	Degree/certificate-seeking			Total degree/certificate-seeking	Non-degree/ non-certificate-seeking	Total, <u>part-time</u> <u>undergraduate</u> students
	<u>First-time</u>	<u>Non-first-time</u>				
		<u>Transfer-in</u>	<u>Continuing/ Returning</u>			
<u>U.S. Nonresident</u>	1	2	10	13	7	20
<u>Hispanic/Latino</u>	2	10	67	79	48	127
<u>American Indian or Alaska Native</u>	0	1	14	15	20	35
<u>Asian</u>	0	1	14	15	18	33
<u>Black or African American</u>	8	52	381	441	152	593
<u>Native Hawaiian or Other Pacific Islander</u>	0	1	2	3	1	4
<u>White</u>	15	89	606	710	857	1,567
Two or more races	0	5	49	54	64	118
<u>Race and ethnicity unknown</u>	2	6	26	34	53	87
Total women	28	167	1,169	1,364	1,220	2,584
Total women prior year	40	152	1,451	1,643	1,197	2,840

Grand total (men+women)	49	194	1,431	1,674	1,900	3,574
Grand total (men+women) prior year	54	191	1,790	2,035	1,893	3,928

Institution: Northwestern State University of Louisiana (160038)

User ID: P1600381

Part A - Fall Enrollment for Part-time Undergraduate Students: CIP CODE:13.0000

Enrollment as of the institution's official fall reporting date or as of October 15, 2022

CIP CODE: 13.0000 – Education

Part-time undergraduate students

- Report Hispanic/Latino individuals of any race as Hispanic/Latino
- Report race for non-Hispanic/Latino individuals only

Men

Enrolled for <u>credit</u>	Degree/certificate-seeking			Total degree/certificate-seeking	Non-degree/ non-certificate-seeking	Total, <u>part-time</u> <u>undergraduate</u> students
	<u>First-time</u>	<u>Non-first-time</u>				
		<u>Transfer-in</u>	<u>Continuing/ Returning</u>			
<u>U.S. Nonresident</u>	<div>0</div>	<div>0</div>	<div>0</div>	0	<div>0</div>	0
<u>Hispanic/Latino</u>	<div>0</div>	<div>0</div>	<div>3</div>	3	<div>0</div>	3
<u>American Indian or Alaska Native</u>	<div>0</div>	<div>0</div>	<div>0</div>	0	<div>0</div>	0
<u>Asian</u>	<div>0</div>	<div>0</div>	<div>0</div>	0	<div>0</div>	0
<u>Black or African American</u>	<div>0</div>	<div>0</div>	<div>1</div>	1	<div>0</div>	1
<u>Native Hawaiian or Other Pacific Islander</u>	<div>0</div>	<div>0</div>	<div>0</div>	0	<div>0</div>	0
<u>White</u>	<div>0</div>	<div>0</div>	<div>8</div>	8	<div>0</div>	8
Two or more races	<div>0</div>	<div>0</div>	<div>0</div>	0	<div>0</div>	0
<u>Race/ethnicity unknown</u>	<div>0</div>	<div>0</div>	<div>0</div>	0	<div>0</div>	0
Total men	0	0	12	12	0	12

Women

Enrolled for <u>credit</u>	<u>Degree/certificate-seeking</u>			Total degree/certificate-seeking	Non-degree/ non-certificate-seeking	Total, <u>part-time</u> <u>undergraduate</u> students
	<u>First-time</u>	<u>Non-first-time</u>				
		<u>Transfer-in</u>	<u>Continuing/ Returning</u>			
<u>U.S. Nonresident</u>	<div>0</div>	<div>1</div>	<div>0</div>	1	<div>0</div>	1
<u>Hispanic/Latino</u>	<div>0</div>	<div>1</div>	<div>1</div>	2	<div>0</div>	2
<u>American Indian or Alaska Native</u>	<div>0</div>	<div>1</div>	<div>0</div>	1	<div>0</div>	1
<u>Asian</u>	<div>0</div>	<div>0</div>	<div>0</div>	0	<div>0</div>	0
<u>Black or African American</u>	<div>0</div>	<div>8</div>	<div>8</div>	16	<div>0</div>	16
<u>Native Hawaiian or Other Pacific Islander</u>	<div>0</div>	<div>0</div>	<div>0</div>	0	<div>0</div>	0
<u>White</u>	<div>0</div>	<div>12</div>	<div>20</div>	32	<div>0</div>	32
Two or more races	<div>0</div>	<div>1</div>	<div>1</div>	2	<div>0</div>	2
<u>Race/ethnicity unknown</u>	<div>0</div>	<div>0</div>	<div>0</div>	0	<div>0</div>	0
Total women	0	24	30	54	0	54
Grand total (men+women)	0	24	42	66	0	66
Grand total (men+women) 2020-21	2	4	42	48		48

Institution: Northwestern State University of Louisiana (160038)

User ID: P1600381

Part A - Fall Enrollment for Part-time Undergraduate Students: CIP CODE:26.0000

Enrollment as of the institution's official fall reporting date or as of October 15, 2022

CIP CODE: 26.0000 – Biological and Biomedical Sciences

Part-time undergraduate students

- Report Hispanic/Latino individuals of any race as Hispanic/Latino
- Report race for non-Hispanic/Latino individuals only

Men

Enrolled for <u>credit</u>	Degree/certificate-seeking			Total degree/certificate-seeking	Non-degree/ non-certificate-seeking	Total, <u>part-time</u> <u>undergraduate</u> students
	<u>First-time</u>	<u>Non-first-time</u> <u>Transfer-in</u>	<u>Continuing/ Returning</u>			
<u>U.S. Nonresident</u>	0	0	0	0	0	0
<u>Hispanic/Latino</u>	0	1	0	1	0	1
<u>American Indian or Alaska Native</u>	0	0	0	0	0	0
<u>Asian</u>	0	0	0	0	0	0
<u>Black or African American</u>	0	0	3	3	0	3
<u>Native Hawaiian or Other Pacific Islander</u>	0	0	0	0	0	0
<u>White</u>	0	1	2	3	0	3
Two or more races	0	0	0	0	0	0
<u>Race and ethnicity unknown</u>	0	0	0	0	0	0
Total men	0	2	5	7	0	7

Women

Enrolled for <u>credit</u>	Degree/certificate-seeking			Total degree/certificate-seeking	Non-degree/ non-certificate-seeking	Total, <u>part-time</u> <u>undergraduate</u> students
	<u>First-time</u>	<u>Non-first-time</u> <u>Transfer-in</u>	<u>Continuing/ Returning</u>			
<u>U.S. Nonresident</u>	0	0	0	0	0	0
<u>Hispanic/Latino</u>	0	0	1	1	0	1
<u>American Indian or Alaska Native</u>	0	0	0	0	0	0
<u>Asian</u>	0	0	0	0	0	0
<u>Black or African American</u>	0	0	4	4	0	4
<u>Native Hawaiian or Other Pacific Islander</u>	0	0	0	0	0	0
<u>White</u>	1	0	7	8	0	8
Two or more races	0	0	1	1	0	1
<u>Race and ethnicity unknown</u>	0	0	1	1	0	1
Total women	1	0	14	15	0	15
Grand total (men+women)	1	2	19	22	0	22
Grand total (men+women) 2020-21	3	4	25	32		32

Institution: Northwestern State University of Louisiana (160038)

User ID: P1600381

Part A - Fall Enrollment for Part-time Undergraduate Students: CIP CODE:27.0000

Enrollment as of the institution's official fall reporting date or as of October 15, 2022

CIP CODE: 27.0000 – Mathematics and Statistics

Part-time undergraduate students

- Report Hispanic/Latino individuals of any race as Hispanic/Latino
- Report race for non-Hispanic/Latino individuals only

Men

Enrolled for <u>credit</u>	Degree/certificate-seeking			Total degree/certificate-seeking	Non-degree/ non-certificate-seeking	Total, <u>part-time</u> <u>undergraduate</u> students
	<u>First-time</u>	<u>Non-first-time</u>				
		<u>Transfer-in</u>	<u>Continuing/ Returning</u>			
<u>U.S. Nonresident</u>	<input type="text" value="0"/>	<input type="text" value="0"/>	<input type="text" value="0"/>	0	<input type="text" value="0"/>	0
<u>Hispanic/Latino</u>	<input type="text" value="0"/>	<input type="text" value="0"/>	<input type="text" value="0"/>	0	<input type="text" value="0"/>	0
<u>American Indian or Alaska Native</u>	<input type="text" value="0"/>	<input type="text" value="0"/>	<input type="text" value="0"/>	0	<input type="text" value="0"/>	0
<u>Asian</u>	<input type="text" value="0"/>	<input type="text" value="0"/>	<input type="text" value="0"/>	0	<input type="text" value="0"/>	0
<u>Black or African American</u>	<input type="text" value="0"/>	<input type="text" value="0"/>	<input type="text" value="0"/>	0	<input type="text" value="0"/>	0
<u>Native Hawaiian or Other Pacific Islander</u>	<input type="text" value="0"/>	<input type="text" value="0"/>	<input type="text" value="0"/>	0	<input type="text" value="0"/>	0
<u>White</u>	<input type="text" value="0"/>	<input type="text" value="0"/>	<input type="text" value="0"/>	0	<input type="text" value="0"/>	0
Two or more races	<input type="text" value="0"/>	<input type="text" value="0"/>	<input type="text" value="0"/>	0	<input type="text" value="0"/>	0
<u>Race/ethnicity unknown</u>	<input type="text" value="0"/>	<input type="text" value="0"/>	<input type="text" value="0"/>	0	<input type="text" value="0"/>	0
Total men	0	0	0	0	0	0

Women

Enrolled for <u>credit</u>	Degree/certificate-seeking			Total degree/certificate-seeking	Non-degree/ non-certificate-seeking	Total, <u>part-time</u> <u>undergraduate</u> students
	<u>First-time</u>	<u>Non-first-time</u>				
		<u>Transfer-in</u>	<u>Continuing/ Returning</u>			
<u>U.S. Nonresident</u>	<input type="text" value="0"/>	<input type="text" value="0"/>	<input type="text" value="0"/>	0	<input type="text" value="0"/>	0
<u>Hispanic/Latino</u>	<input type="text" value="0"/>	<input type="text" value="0"/>	<input type="text" value="0"/>	0	<input type="text" value="0"/>	0
<u>American Indian or Alaska Native</u>	<input type="text" value="0"/>	<input type="text" value="0"/>	<input type="text" value="0"/>	0	<input type="text" value="0"/>	0
<u>Asian</u>	<input type="text" value="0"/>	<input type="text" value="0"/>	<input type="text" value="0"/>	0	<input type="text" value="0"/>	0
<u>Black or African American</u>	<input type="text" value="0"/>	<input type="text" value="0"/>	<input type="text" value="0"/>	0	<input type="text" value="0"/>	0
<u>Native Hawaiian or Other Pacific Islander</u>	<input type="text" value="0"/>	<input type="text" value="0"/>	<input type="text" value="0"/>	0	<input type="text" value="0"/>	0
<u>White</u>	<input type="text" value="0"/>	<input type="text" value="0"/>	<input type="text" value="1"/>	1	<input type="text" value="0"/>	1
Two or more races	<input type="text" value="0"/>	<input type="text" value="0"/>	<input type="text" value="0"/>	0	<input type="text" value="0"/>	0
<u>Race/ethnicity unknown</u>	<input type="text" value="0"/>	<input type="text" value="0"/>	<input type="text" value="0"/>	0	<input type="text" value="0"/>	0
Total women	0	0	1	1	0	1
Grand total (men+women)	0	0	1	1	0	1
Grand total (men+women) 2020-21						

Institution: Northwestern State University of Louisiana (160038)

User ID: P1600381

Part A - Fall Enrollment for Part-time Undergraduate Students: CIP CODE:40.0000

Enrollment as of the institution's official fall reporting date or as of October 15, 2022

CIP CODE: 40.0000 -- Physical Sciences

Part-time undergraduate students

- Report Hispanic/Latino individuals of any race as Hispanic/Latino
- Report race for non-Hispanic/Latino individuals only

Men

Enrolled for <u>credit</u>	Degree/certificate-seeking			Total degree/certificate-seeking	Non-degree/ non-certificate-seeking	Total, <u>part-time</u> <u>undergraduate</u> students
	<u>First-time</u>	<u>Non-first-time</u>				
		<u>Transfer-in</u>	<u>Continuing/ Returning</u>			
<u>U.S. Nonresident</u>	<div>0</div>	<div>0</div>	<div>0</div>	0	<div>0</div>	0
<u>Hispanic/Latino</u>	<div>0</div>	<div>0</div>	<div>0</div>	0	<div>0</div>	0
<u>American Indian or Alaska Native</u>	<div>0</div>	<div>0</div>	<div>0</div>	0	<div>0</div>	0
<u>Asian</u>	<div>0</div>	<div>0</div>	<div>0</div>	0	<div>0</div>	0
<u>Black or African American</u>	<div>0</div>	<div>0</div>	<div>0</div>	0	<div>0</div>	0
<u>Native Hawaiian or Other Pacific Islander</u>	<div>0</div>	<div>0</div>	<div>0</div>	0	<div>0</div>	0
<u>White</u>	<div>0</div>	<div>0</div>	<div>2</div>	2	<div>0</div>	2
Two or more races	<div>0</div>	<div>0</div>	<div>0</div>	0	<div>0</div>	0
<u>Race and ethnicity unknown</u>	<div>0</div>	<div>0</div>	<div>0</div>	0	<div>0</div>	0
Total men	0	0	2	2	0	2

Women

Enrolled for <u>credit</u>	Degree/certificate-seeking			Total degree/certificate-seeking	Non-degree/ non-certificate-seeking	Total, <u>part-time</u> <u>undergraduate</u> students
	<u>First-time</u>	<u>Non-first-time</u>				
		<u>Transfer-in</u>	<u>Continuing/ Returning</u>			
<u>U.S. Nonresident</u>	<div>0</div>	<div>0</div>	<div>0</div>	0	<div>0</div>	0
<u>Hispanic/Latino</u>	<div>0</div>	<div>0</div>	<div>0</div>	0	<div>0</div>	0
<u>American Indian or Alaska Native</u>	<div>0</div>	<div>0</div>	<div>0</div>	0	<div>0</div>	0
<u>Asian</u>	<div>0</div>	<div>0</div>	<div>0</div>	0	<div>0</div>	0
<u>Black or African American</u>	<div>0</div>	<div>0</div>	<div>0</div>	0	<div>0</div>	0
<u>Native Hawaiian or Other Pacific Islander</u>	<div>0</div>	<div>0</div>	<div>0</div>	0	<div>0</div>	0
<u>White</u>	<div>0</div>	<div>0</div>	<div>1</div>	1	<div>0</div>	1
Two or more races	<div>0</div>	<div>0</div>	<div>0</div>	0	<div>0</div>	0
<u>Race and ethnicity unknown</u>	<div>0</div>	<div>0</div>	<div>0</div>	0	<div>0</div>	0
Total women	0	0	1	1	0	1
Grand total (men+women)	0	0	3	3	0	3
Grand total (men+women) 2020-21			2	2		2

Institution: Northwestern State University of Louisiana (160038)

User ID: P1600381

Part A - Fall Enrollment for Part-time Undergraduate Students: CIP CODE:52.0000

Enrollment as of the institution's official fall reporting date or as of **October 15, 2022**

CIP CODE: 52.0000 – Business, Management, Marketing and Related Support Services

Part-time undergraduate students

- Report Hispanic/Latino individuals of any race as Hispanic/Latino
- Report race for non-Hispanic/Latino individuals only

Men

Enrolled for <u>credit</u>	Degree/certificate-seeking			Total degree/certificate-seeking	Non-degree/ non-certificate-seeking	Total, <u>part-time</u> <u>undergraduate</u> students
	<u>First-time</u>	<u>Non-first-time</u> <u>Transfer-in</u>	<u>Continuing/ Returning</u>			
<u>U.S. Nonresident</u>	0	0	0	0	0	0
<u>Hispanic/Latino</u>	0	0	1	1	0	1
<u>American Indian or Alaska Native</u>	0	0	0	0	0	0
<u>Asian</u>	0	0	1	1	0	1
<u>Black or African American</u>	0	2	5	7	0	7
<u>Native Hawaiian or Other Pacific Islander</u>	0	0	0	0	0	0
<u>White</u>	3	3	20	26	0	26
Two or more races	1	0	3	4	0	4
<u>Race and ethnicity unknown</u>	0	0	0	0	0	0
Total men	4	5	30	39	0	39

Women

Enrolled for <u>credit</u>	Degree/certificate-seeking			Total degree/certificate-seeking	Non-degree/ non-certificate-seeking	Total, <u>part-time</u> <u>undergraduate</u> students
	<u>First-time</u>	<u>Non-first-time</u> <u>Transfer-in</u>	<u>Continuing/ Returning</u>			
<u>U.S. Nonresident</u>	0	0	1	1	0	1
<u>Hispanic/Latino</u>	0	1	4	5	0	5
<u>American Indian or Alaska Native</u>	0	0	1	1	0	1
<u>Asian</u>	0	0	2	2	0	2
<u>Black or African American</u>	0	4	22	26	0	26
<u>Native Hawaiian or Other Pacific Islander</u>	0	0	0	0	0	0
<u>White</u>	0	4	53	57	0	57
Two or more races	0	1	3	4	0	4
<u>Race and ethnicity unknown</u>	0	0	6	6	0	6
Total women	0	10	92	102	0	102
Grand total (men+women)	4	15	122	141	0	141
Grand total (men+women) 2020-21	11	16	192	219		219

Institution: Northwestern State University of Louisiana (160038)

User ID: P1600381

Part A - Fall Enrollment for Undergraduate Students Total

Enrollment as of the institution's official fall reporting date or as of October 15, 2022Undergraduate Students**Men**

Students enrolled for credit	Total full-time undergraduate students	Total part-time undergraduate students	Grand total, all undergraduate students
<u>U.S. Nonresident</u>	55	4	59
<u>Hispanic/Latino</u>	113	53	166
<u>American Indian or Alaska Native</u>	23	14	37
<u>Asian</u>	14	24	38
<u>Black or African American</u>	420	141	561
<u>Native Hawaiian or Other Pacific Islander</u>	2	1	3
<u>White</u>	806	667	1,473
Two or more races	87	39	126
<u>Race and ethnicity unknown</u>	23	47	70
Total men	1,543	990	2,533

Women

Students enrolled for credit	Total full-time students	Total part-time students	Grand total, all students
<u>U.S. Nonresident</u>	71	20	91
<u>Hispanic/Latino</u>	200	127	327
<u>American Indian or Alaska Native</u>	42	35	77
<u>Asian</u>	32	33	65
<u>Black or African American</u>	946	593	1,539
<u>Native Hawaiian or Other Pacific Islander</u>	0	4	4
<u>White</u>	1,816	1,567	3,383
Two or more races	154	118	272
<u>Race and ethnicity unknown</u>	27	87	114
Total women	3,288	2,584	5,872

Grand Total (men+women)	4,831	3,574	8,405
--------------------------------	--------------	--------------	--------------

Institution: Northwestern State University of Louisiana (160038)

User ID: P1600381

Part A - Fall Enrollment for Graduate Students

Enrollment as of the institution's official fall reporting date or as of October 15, 2022Graduate Students

Race/Ethnicity Reporting Reminder:

- Report Hispanic/Latino individuals of any race as Hispanic/Latino
- Report race for non-Hispanic/Latino individuals only

Graduate Student Reporting Reminder:

- Report all postbaccalaureate degree and certificate students as graduate students, including any doctor's-professional practice students (formerly first-professional)
- Even though Teacher Preparation certificate programs may require a bachelor's degree for admission, they are considered subbaccalaureate undergraduate programs, and students in these programs are undergraduate students.

Men

Enrolled for <u>credit</u>	Total <u>full-time</u>	Total <u>part-time</u>	Total graduate students
<u>U.S. Nonresident</u>	6	4	10
<u>Hispanic/Latino</u>	5	2	7
<u>American Indian or Alaska Native</u>	2	0	2
<u>Asian</u>	0	4	4
<u>Black or African American</u>	18	23	41
<u>Native Hawaiian or Other Pacific Islander</u>	1	0	1
<u>White</u>	60	84	144
Two or more races	0	1	1
<u>Race and ethnicity unknown</u>	0	0	0
Total men	92	118	210
Total men prior year	72	141	213

Women

Enrolled for <u>credit</u>	Total <u>full-time</u>	Total <u>part-time</u>	Total graduate students
<u>U.S. Nonresident</u>	7	1	8
<u>Hispanic/Latino</u>	5	12	17
<u>American Indian or Alaska Native</u>	1	6	7
<u>Asian</u>	1	22	23
<u>Black or African American</u>	25	185	210
<u>Native Hawaiian or Other Pacific Islander</u>	1	0	1
<u>White</u>	73	419	492
Two or more races	5	7	12
<u>Race and ethnicity unknown</u>	1	3	4
Total women	119	655	774
Total women prior year	125	775	900

Grand total (men+women)	211	773	984
Grand total (men+women) prior year	197	916	1,113

Institution: Northwestern State University of Louisiana (160038)

User ID: P1600381

Part A - Fall Enrollment for Graduate Students: CIP CODE:13.0000

Enrollment as of the institution's official fall reporting date or as of October 15, 2022

CIP CODE: 13.0000 -- Education

Graduate students

- Report Hispanic/Latino individuals of any race as Hispanic/Latino
- Report race for non-Hispanic/Latino individuals only
- Report all postbaccalaureate degree and certificate students as graduate students, including any doctor's-professional practice students (formerly first-professional)

Men

Students enrolled for <u>credit</u>	Total <u>full-time</u>	Total <u>part-time</u>	Total graduate students
<u>U.S. Nonresident</u>	1	3	4
<u>Hispanic/Latino</u>	1	1	2
<u>American Indian or Alaska Native</u>	0	0	0
<u>Asian</u>	0	2	2
<u>Black or African American</u>	5	11	16
<u>Native Hawaiian or Other Pacific Islander</u>	0	0	0
<u>White</u>	15	43	58
Two or more races	0	0	0
<u>Race and ethnicity unknown</u>	0	0	0
Total men	22	60	82

Women

Students enrolled for <u>credit</u>	Total <u>full-time</u>	Total <u>part-time</u>	Total graduate students
<u>U.S. Nonresident</u>	2	0	2
<u>Hispanic/Latino</u>	2	6	8
<u>American Indian or Alaska Native</u>	0	2	2
<u>Asian</u>	0	3	3
<u>Black or African American</u>	10	76	86
<u>Native Hawaiian or Other Pacific Islander</u>	1	0	1
<u>White</u>	32	194	226
Two or more races	2	3	5
<u>Race and ethnicity unknown</u>	1	1	2
Total women	50	285	335

Grand total (men+women)	72	345	417
Grand total (men+women) 2020-21	92	469	561

Institution: Northwestern State University of Louisiana (160038)

User ID: P1600381

Part A - Fall Enrollment for Graduate Students: CIP CODE:26.0000

Enrollment as of the institution's official fall reporting date or as of October 15, 2022

CIP CODE: 26.0000 -- Biological and Biomedical Sciences

Graduate students

- Report Hispanic/Latino individuals of any race as Hispanic/Latino
- Report race for non-Hispanic/Latino individuals only
- Report all postbaccalaureate degree and certificate students as graduate students, including any doctor's-professional practice students (formerly first-professional)

Men

Students enrolled for <u>credit</u>	Total <u>full-time</u>	Total <u>part-time</u>	Total graduate students
<u>U.S. Nonresident</u>	0	0	0
<u>Hispanic/Latino</u>	0	0	0
<u>American Indian or Alaska Native</u>	0	0	0
<u>Asian</u>	0	0	0
<u>Black or African American</u>	0	0	0
<u>Native Hawaiian or Other Pacific Islander</u>	0	0	0
<u>White</u>	0	0	0
Two or more races	0	0	0
<u>Race and ethnicity unknown</u>	0	0	0
Total men	0	0	0

Women

Students enrolled for <u>credit</u>	Total <u>full-time</u>	Total <u>part-time</u>	Total graduate students
<u>U.S. Nonresident</u>	0	0	0
<u>Hispanic/Latino</u>	0	0	0
<u>American Indian or Alaska Native</u>	0	0	0
<u>Asian</u>	0	0	0
<u>Black or African American</u>	0	0	0
<u>Native Hawaiian or Other Pacific Islander</u>	0	0	0
<u>White</u>	0	0	0
Two or more races	0	0	0
<u>Race and ethnicity unknown</u>	0	0	0
Total women	0	0	0

Grand total (men+women)	0	0	0
Grand total (men+women) 2020-21			

Institution: Northwestern State University of Louisiana (160038)

User ID: P1600381

Part A - Fall Enrollment for Graduate Students: CIP CODE:27.0000

Enrollment as of the institution's official fall reporting date or as of October 15, 2022

CIP CODE: 27.0000 – Mathematics and Statistics

Graduate students

- Report Hispanic/Latino individuals of any race as Hispanic/Latino
- Report race for non-Hispanic/Latino individuals only
- Report all postbaccalaureate degree and certificate students as graduate students, including any doctor's-professional practice students (formerly first-professional)

Men

Students enrolled for <u>credit</u>	Total <u>full-time</u>	Total <u>part-time</u>	Total graduate students
<u>U.S. Nonresident</u>	<input type="text" value="0"/>	<input type="text" value="0"/>	0
<u>Hispanic/Latino</u>	<input type="text" value="0"/>	<input type="text" value="0"/>	0
<u>American Indian or Alaska Native</u>	<input type="text" value="0"/>	<input type="text" value="0"/>	0
<u>Asian</u>	<input type="text" value="0"/>	<input type="text" value="0"/>	0
<u>Black or African American</u>	<input type="text" value="0"/>	<input type="text" value="0"/>	0
<u>Native Hawaiian or Other Pacific Islander</u>	<input type="text" value="0"/>	<input type="text" value="0"/>	0
<u>White</u>	<input type="text" value="0"/>	<input type="text" value="0"/>	0
Two or more races	<input type="text" value="0"/>	<input type="text" value="0"/>	0
<u>Race/ethnicity unknown</u>	<input type="text" value="0"/>	<input type="text" value="0"/>	0
Total men	0	0	0

Women

Students enrolled for <u>credit</u>	Total <u>full-time</u>	Total <u>part-time</u>	Total graduate students
<u>U.S. Nonresident</u>	<input type="text" value="0"/>	<input type="text" value="0"/>	0
<u>Hispanic/Latino</u>	<input type="text" value="0"/>	<input type="text" value="0"/>	0
<u>American Indian or Alaska Native</u>	<input type="text" value="0"/>	<input type="text" value="0"/>	0
<u>Asian</u>	<input type="text" value="0"/>	<input type="text" value="0"/>	0
<u>Black or African American</u>	<input type="text" value="0"/>	<input type="text" value="0"/>	0
<u>Native Hawaiian or Other Pacific Islander</u>	<input type="text" value="0"/>	<input type="text" value="0"/>	0
<u>White</u>	<input type="text" value="0"/>	<input type="text" value="0"/>	0
Two or more races	<input type="text" value="0"/>	<input type="text" value="0"/>	0
<u>Race/ethnicity unknown</u>	<input type="text" value="0"/>	<input type="text" value="0"/>	0
Total women	0	0	0

Grand total (men+women)	0	0	0
Grand total (men+women) 2020-21			

Institution: Northwestern State University of Louisiana (160038)

User ID: P1600381

Part A - Fall Enrollment for Graduate Students: CIP CODE:40.0000

Enrollment as of the institution's official fall reporting date or as of October 15, 2022

CIP CODE: 40.0000 -- Physical Sciences

Graduate students

- Report Hispanic/Latino individuals of any race as Hispanic/Latino
- Report race for non-Hispanic/Latino individuals only
- Report all postbaccalaureate degree and certificate students as graduate students, including any doctor's-professional practice students (formerly first-professional)

Men

Students enrolled for <u>credit</u>	Total <u>full-time</u>	Total <u>part-time</u>	Total graduate students
<u>U.S. Nonresident</u>	0	0	0
<u>Hispanic/Latino</u>	0	0	0
<u>American Indian or Alaska Native</u>	0	0	0
<u>Asian</u>	0	0	0
<u>Black or African American</u>	0	0	0
<u>Native Hawaiian or Other Pacific Islander</u>	0	0	0
<u>White</u>	0	0	0
Two or more races	0	0	0
<u>Race and ethnicity unknown</u>	0	0	0
Total men	0	0	0

Women

Students enrolled for <u>credit</u>	Total <u>full-time</u>	Total <u>part-time</u>	Total graduate students
<u>U.S. Nonresident</u>	0	0	0
<u>Hispanic/Latino</u>	0	0	0
<u>American Indian or Alaska Native</u>	0	0	0
<u>Asian</u>	0	0	0
<u>Black or African American</u>	0	0	0
<u>Native Hawaiian or Other Pacific Islander</u>	0	0	0
<u>White</u>	0	0	0
Two or more races	0	0	0
<u>Race and ethnicity unknown</u>	0	0	0
Total women	0	0	0

Grand total (men+women)	0	0	0
Grand total (men+women) 2020-21			

Institution: Northwestern State University of Louisiana (160038)

User ID: P1600381

Part A - Fall Enrollment for Graduate Students: CIP CODE:52.0000

Enrollment as of the institution's official fall reporting date or as of October 15, 2022

CIP CODE: 52.0000 -- Business, Management, Marketing and Related Support Services

Graduate students

- Report Hispanic/Latino individuals of any race as Hispanic/Latino
- Report race for non-Hispanic/Latino individuals only
- Report all postbaccalaureate degree and certificate students as graduate students, including any doctor's-professional practice students (formerly first-professional)

Men

Students enrolled for <u>credit</u>	Total <u>full-time</u>	Total <u>part-time</u>	Total graduate students
<u>U.S. Nonresident</u>	<input type="text" value="0"/>	<input type="text" value="0"/>	0
<u>Hispanic/Latino</u>	<input type="text" value="0"/>	<input type="text" value="0"/>	0
<u>American Indian or Alaska Native</u>	<input type="text" value="0"/>	<input type="text" value="0"/>	0
<u>Asian</u>	<input type="text" value="0"/>	<input type="text" value="0"/>	0
<u>Black or African American</u>	<input type="text" value="0"/>	<input type="text" value="0"/>	0
<u>Native Hawaiian or Other Pacific Islander</u>	<input type="text" value="0"/>	<input type="text" value="0"/>	0
<u>White</u>	<input type="text" value="0"/>	<input type="text" value="1"/>	1
Two or more races	<input type="text" value="0"/>	<input type="text" value="0"/>	0
<u>Race and ethnicity unknown</u>	<input type="text" value="0"/>	<input type="text" value="0"/>	0
Total men	0	1	1

Women

Students enrolled for <u>credit</u>	Total <u>full-time</u>	Total <u>part-time</u>	Total graduate students
<u>U.S. Nonresident</u>	<input type="text" value="0"/>	<input type="text" value="0"/>	0
<u>Hispanic/Latino</u>	<input type="text" value="0"/>	<input type="text" value="0"/>	0
<u>American Indian or Alaska Native</u>	<input type="text" value="0"/>	<input type="text" value="0"/>	0
<u>Asian</u>	<input type="text" value="0"/>	<input type="text" value="0"/>	0
<u>Black or African American</u>	<input type="text" value="0"/>	<input type="text" value="0"/>	0
<u>Native Hawaiian or Other Pacific Islander</u>	<input type="text" value="0"/>	<input type="text" value="0"/>	0
<u>White</u>	<input type="text" value="0"/>	<input type="text" value="0"/>	0
Two or more races	<input type="text" value="0"/>	<input type="text" value="0"/>	0
<u>Race and ethnicity unknown</u>	<input type="text" value="0"/>	<input type="text" value="0"/>	0
Total women	0	0	0

Grand total (men+women)	0	1	1
Grand total (men+women) 2020-21		4	4

Institution: Northwestern State University of Louisiana (160038)

User ID: P1600381

Part A - Fall Enrollment - Summary - Grand Totals

Fall Enrollment Summary

Men

Students enrolled for credit	Total full-time students	Total part-time students	Grand total, all students
<u>U.S. Nonresident</u>	61	8	69
<u>Hispanic/Latino</u>	118	55	173
<u>American Indian or Alaska Native</u>	25	14	39
<u>Asian</u>	14	28	42
<u>Black or African American</u>	438	164	602
<u>Native Hawaiian or Other Pacific Islander</u>	3	1	4
<u>White</u>	866	751	1,617
Two or more races	87	40	127
<u>Race and ethnicity unknown</u>	23	47	70
Total men	1,635	1,108	2,743

Women

Students enrolled for credit	Total full-time students	Total part-time students	Grand total, all students
<u>U.S. Nonresident</u>	78	21	99
<u>Hispanic/Latino</u>	205	139	344
<u>American Indian or Alaska Native</u>	43	41	84
<u>Asian</u>	33	55	88
<u>Black or African American</u>	971	778	1,749
<u>Native Hawaiian or Other Pacific Islander</u>	1	4	5
<u>White</u>	1,889	1,986	3,875
Two or more races	159	125	284
<u>Race and ethnicity unknown</u>	28	90	118
Total women	3,407	3,239	6,646

Grand Total (men+women)	5,042	4,347	9,389
--------------------------------	--------------	--------------	--------------

Institution: Northwestern State University of Louisiana (160038)

User ID: P1600381

Part A - Fall Enrollment - Summary: CIP CODE:13.0000

Fall Enrollment Totals

CIP CODE: 13.0000 -- Education

Men

Students enrolled for credit	Total full-time students	Total part-time students	Grand total, all students
<u>U.S. Nonresident</u>	1	3	4
<u>Hispanic/Latino</u>	11	4	15
<u>American Indian or Alaska Native</u>	1	0	1
<u>Asian</u>	1	2	3
<u>Black or African American</u>	23	12	35
<u>Native Hawaiian or Other Pacific Islander</u>	0	0	0
<u>White</u>	70	51	121
Two or more races	3	0	3
<u>Race and ethnicity unknown</u>	0	0	0
Total men	110	72	182

Women

Students enrolled for credit	Total full-time students	Total part-time students	Grand total, all students
<u>U.S. Nonresident</u>	4	1	5
<u>Hispanic/Latino</u>	20	8	28
<u>American Indian or Alaska Native</u>	4	3	7
<u>Asian</u>	1	3	4
<u>Black or African American</u>	51	92	143
<u>Native Hawaiian or Other Pacific Islander</u>	1	0	1
<u>White</u>	188	226	414
Two or more races	10	5	15
<u>Race and ethnicity unknown</u>	3	1	4
Total women	282	339	621

Grand Total (men+women)	392	411	803
--------------------------------	------------	------------	------------

Institution: Northwestern State University of Louisiana (160038)

User ID: P1600381

Part A - Fall Enrollment - Summary: CIP CODE:26.0000

Fall Enrollment Totals

CIP CODE: 26.0000 -- Biological and Biomedical Sciences

Men

Students enrolled for credit	Total full-time students	Total part-time students	Grand total, all students
<u>U.S. Nonresident</u>	1	0	1
<u>Hispanic/Latino</u>	6	1	7
<u>American Indian or Alaska Native</u>	1	0	1
<u>Asian</u>	0	0	0
<u>Black or African American</u>	12	3	15
<u>Native Hawaiian or Other Pacific Islander</u>	1	0	1
<u>White</u>	59	3	62
Two or more races	7	0	7
<u>Race and ethnicity unknown</u>	2	0	2
Total men	89	7	96

Women

Students enrolled for credit	Total full-time students	Total part-time students	Grand total, all students
<u>U.S. Nonresident</u>	2	0	2
<u>Hispanic/Latino</u>	12	1	13
<u>American Indian or Alaska Native</u>	6	0	6
<u>Asian</u>	2	0	2
<u>Black or African American</u>	66	4	70
<u>Native Hawaiian or Other Pacific Islander</u>	0	0	0
<u>White</u>	146	8	154
Two or more races	14	1	15
<u>Race and ethnicity unknown</u>	2	1	3
Total women	250	15	265

Grand Total (men+women)	339	22	361
--------------------------------	------------	-----------	------------

Institution: Northwestern State University of Louisiana (160038)

User ID: P1600381

Part A - Fall Enrollment - Summary: CIP CODE:27.0000

Fall Enrollment Totals

CIP CODE: 27.0000 -- Mathematics and Statistics

Men

Students enrolled for credit	Total full-time students	Total part-time students	Grand total, all students
<u>U.S. Nonresident</u>	0	0	0
<u>Hispanic/Latino</u>	0	0	0
<u>American Indian or Alaska Native</u>	0	0	0
<u>Asian</u>	0	0	0
<u>Black or African American</u>	2	0	2
<u>Native Hawaiian or Other Pacific Islander</u>	0	0	0
<u>White</u>	2	0	2
Two or more races	0	0	0
<u>Race and ethnicity unknown</u>	0	0	0
Total men	4	0	4

Women

Students enrolled for credit	Total full-time students	Total part-time students	Grand total, all students
<u>U.S. Nonresident</u>	1	0	1
<u>Hispanic/Latino</u>	0	0	0
<u>American Indian or Alaska Native</u>	0	0	0
<u>Asian</u>	0	0	0
<u>Black or African American</u>	1	0	1
<u>Native Hawaiian or Other Pacific Islander</u>	0	0	0
<u>White</u>	0	1	1
Two or more races	1	0	1
<u>Race and ethnicity unknown</u>	0	0	0
Total women	3	1	4

Grand Total (men+women)	7	1	8
--------------------------------	----------	----------	----------

Institution: Northwestern State University of Louisiana (160038)

User ID: P1600381

Part A - Fall Enrollment - Summary: CIP CODE:40.0000

Fall Enrollment Totals

CIP CODE: 40.0000 -- Physical Sciences

Men

Students enrolled for credit	Total full-time students	Total part-time students	Grand total, all students
<u>U.S. Nonresident</u>	0	0	0
<u>Hispanic/Latino</u>	1	0	1
<u>American Indian or Alaska Native</u>	0	0	0
<u>Asian</u>	0	0	0
<u>Black or African American</u>	1	0	1
<u>Native Hawaiian or Other Pacific Islander</u>	0	0	0
<u>White</u>	0	2	2
Two or more races	1	0	1
<u>Race and ethnicity unknown</u>	0	0	0
Total men	3	2	5

Women

Students enrolled for credit	Total full-time students	Total part-time students	Grand total, all students
<u>U.S. Nonresident</u>	1	0	1
<u>Hispanic/Latino</u>	0	0	0
<u>American Indian or Alaska Native</u>	0	0	0
<u>Asian</u>	0	0	0
<u>Black or African American</u>	0	0	0
<u>Native Hawaiian or Other Pacific Islander</u>	0	0	0
<u>White</u>	0	1	1
Two or more races	0	0	0
<u>Race and ethnicity unknown</u>	0	0	0
Total women	1	1	2

Grand Total (men+women)	4	3	7
--------------------------------	----------	----------	----------

Institution: Northwestern State University of Louisiana (160038)

User ID: P1600381

Part A - Fall Enrollment - Summary: CIP CODE:52.0000

Fall Enrollment Totals

CIP CODE: 52.0000 -- Business, Management, Marketing and Related Support Services

Men

Students enrolled for credit	Total full-time students	Total part-time students	Grand total, all students
<u>U.S. Nonresident</u>	5	0	5
<u>Hispanic/Latino</u>	13	1	14
<u>American Indian or Alaska Native</u>	3	0	3
<u>Asian</u>	1	1	2
<u>Black or African American</u>	63	7	70
<u>Native Hawaiian or Other Pacific Islander</u>	0	0	0
<u>White</u>	139	27	166
Two or more races	9	4	13
<u>Race and ethnicity unknown</u>	6	0	6
Total men	239	40	279

Women

Students enrolled for credit	Total full-time students	Total part-time students	Grand total, all students
<u>U.S. Nonresident</u>	9	1	10
<u>Hispanic/Latino</u>	23	5	28
<u>American Indian or Alaska Native</u>	2	1	3
<u>Asian</u>	4	2	6
<u>Black or African American</u>	82	26	108
<u>Native Hawaiian or Other Pacific Islander</u>	0	0	0
<u>White</u>	174	57	231
Two or more races	11	4	15
<u>Race and ethnicity unknown</u>	1	6	7
Total women	306	102	408

Grand Total (men+women)	545	142	687
--------------------------------	------------	------------	------------

Part A - Fall Enrollment- Gender Unknown or another gender than Men/Women categories

Part A - Fall Enrollment - Gender Unknown or another gender than Provided Categories

- The ‘gender unknown’ category is to report students for whom the institution does not know a gender.
- Institutions should not ask students that do not select a binary gender to allocate themselves to a binary gender category; it is up to the institution to allocate unknown students and students that indicate another gender into the binary categories throughout the forms where required. One commonly used method to allocate students is to use the known portion of men to women.

Is your institution able to report another gender for the 2022-23 data collection? If you indicate ‘No’, your institution should leave the cells in the rows for ‘Another gender’ blank (i.e., do not report 0). If you indicate ‘Yes’, but no students identified as another gender, please enter ‘0’.

Undergraduate students:

- ☒ Yes
- ☐ No

Graduate students:


- ☒ Yes
- ☐ No


Of the total students reported, how many students did you allocate to a binary gender category (Men/Women) because their gender was unknown or another gender than the provided categories?

		Number of students	
		Undergraduate students	Graduate students
Grand total		8,405	984
	Gender unknown (i.e., gender information is not known or not collected).	<div>0</div>	<div>1</div>
	Another gender (i.e., gender information is known but does not fall into either of the mutually exclusive binary categories provided [Men/Women]).	<div>0</div>	<div>0</div>
	Total of Gender unknown + Another gender	0	1
	Total of Students for whom gender is known and falls into one of the mutually exclusive binary categories provided [Men/Women]	8,405	983

Part A - Fall Enrollment by Distance Education Status

Enrollment as of the institution's **official fall reporting date** or as of **October 15, 2022**

	Undergraduate Students		Graduate Students
	Degree/certificate-seeking	Non-degree/non-certificate-seeking	
 Enrolled <i>exclusively</i> in <u>distance education courses</u>	2,590	1,900	859
Enrolled in <i>at least one</i> but not all distance education courses	2,741	129	92
<i>Not enrolled</i> in any distance education courses	912	133	33
Total (from prior part A screens)	6,243	2,162	984

 You may use the box below to provide additional context for the data you have reported above. Context notes will be posted on the College Navigator website. Therefore, you should write all context notes using proper grammar (e.g., complete sentences with punctuation) and common language that can be easily understood by students and parents (e.g., spell out acronyms).

Part A - Fall Enrollment by Distance Education Status

Of those students *exclusively* enrolled in distance education courses, report the number that are:

		<u>Undergraduate</u> Students		<u>Graduate Students</u>
		<u>Degree/certificate-seeking</u>	Non-degree/non-certificate-seeking	
Located in	LA	2,299	1,882	740
Located in the U.S. but not in	LA	290	18	116
Located in the U.S. but state/jurisdiction unknown		0	0	0
Located outside the U.S.		1	0	3
Location unknown/unreported		0	0	0
Total students exclusively enrolled in distance education (from section above)		2,590	1,900	859


Institution: Northwestern State University of Louisiana (160038)

User ID: P1600381

Part C - Screening Question

Did any of your **first-time degree/certificate-seeking undergraduate** students (reported in Part A) enroll within 12 months of graduating high school or receiving their GED?

- ☐ No, we do not have any first-time students who enrolled within 12 months of their high school graduation.
- ☒ Yes, we have first-time students who enrolled within 12 months of their high school graduation.


 You may use the box below to provide additional context for the data you have reported above. Context notes will be posted on the College Navigator website. Therefore, you should write all context notes using proper grammar (e.g., complete sentences with punctuation) and common language that can be easily understood by students and parents (e.g., spell out acronyms).

Institution: Northwestern State University of Louisiana (160038)

User ID: P1600381

Part C - Residence of First-time Undergraduates

Enrollment as of the institution's **official fall reporting date** or as of **October 15, 2022**Enter **at least one** zero, where applicable, to verify that the screen has not been skipped.

State of <u>residence</u> when student was first admitted	FIPS Code	 Total <u>first-time</u> degree/certificate-seeking undergraduates (1)	Of students in column 1, those who enrolled within 12 months of high school graduation or receiving their GED (2)
Alabama	01	<input type="text" value="1"/>	<input type="text" value="1"/>
Alaska	02	<input type="text"/>	<input type="text"/>
Arizona	04	<input type="text"/>	<input type="text"/>
Arkansas	05	<input type="text"/>	<input type="text"/>
California	06	<input type="text" value="1"/>	<input type="text" value="0"/>
Colorado	08	<input type="text"/>	<input type="text"/>
Connecticut	09	<input type="text"/>	<input type="text"/>
Delaware	10	<input type="text"/>	<input type="text"/>
District of Columbia	11	<input type="text"/>	<input type="text"/>
Florida	12	<input type="text"/>	<input type="text"/>
Georgia	13	<input type="text" value="1"/>	<input type="text" value="0"/>
Hawaii	15	<input type="text"/>	<input type="text"/>
Idaho	16	<input type="text"/>	<input type="text"/>
Illinois	17	<input type="text"/>	<input type="text"/>
Indiana	18	<input type="text"/>	<input type="text"/>
Iowa	19	<input type="text"/>	<input type="text"/>
Kansas	20	<input type="text"/>	<input type="text"/>
Kentucky	21	<input type="text"/>	<input type="text"/>
Louisiana	22	<input type="text" value="999"/>	<input type="text" value="902"/>
Maine	23	<input type="text"/>	<input type="text"/>

Institution: Northwestern State University of Louisiana (160038)

User ID: P1600381

Part C - Residence of First-time Undergraduates

Enrollment as of the institution's **official fall reporting date** or as of **October 15, 2022**Enter **at least one** zero, where applicable, to verify that the screen has not been skipped.

State of <u>residence</u> when student was first admitted	FIPS Code	Total <u>first-time</u> degree/certificate-seeking undergraduates (1)	Of students in column 1, those who enrolled within 12 months of high school graduation or receiving their GED (2)
Maryland	24	<input type="text"/>	<input type="text"/>
Massachusetts	25	<input type="text"/>	<input type="text"/>
Michigan	26	<input type="text" value="1"/>	<input type="text" value="0"/>
Minnesota	27	<input type="text"/>	<input type="text"/>
Mississippi	28	<input type="text"/>	<input type="text"/>
Missouri	29	<input type="text"/>	<input type="text"/>
Montana	30	<input type="text"/>	<input type="text"/>
Nebraska	31	<input type="text"/>	<input type="text"/>
Nevada	32	<input type="text"/>	<input type="text"/>
New Hampshire	33	<input type="text"/>	<input type="text"/>
New Jersey	34	<input type="text"/>	<input type="text"/>
New Mexico	35	<input type="text"/>	<input type="text"/>
New York	36	<input type="text"/>	<input type="text"/>
North Carolina	37	<input type="text"/>	<input type="text"/>
North Dakota	38	<input type="text"/>	<input type="text"/>
Ohio	39	<input type="text"/>	<input type="text"/>
Oklahoma	40	<input type="text"/>	<input type="text"/>
Oregon	41	<input type="text"/>	<input type="text"/>
Pennsylvania	42	<input type="text"/>	<input type="text"/>
Rhode Island	44	<input type="text"/>	<input type="text"/>

Institution: Northwestern State University of Louisiana (160038)

User ID: P1600381

Part C - Residence of First-time Undergraduates

Enrollment as of the institution's **official fall reporting date** or as of **October 15, 2022**Enter **at least one** zero, where applicable, to verify that the screen has not been skipped.

State of <u>residence</u> when student was first admitted	FIPS Code	Total <u>first-time</u> degree/certificate-seeking undergraduates (1)	Of students in column 1, those who enrolled within 12 months of high school graduation or receiving their GED (2)
South Carolina	45	<input type="text"/>	<input type="text"/>
South Dakota	46	<input type="text"/>	<input type="text"/>
Tennessee	47	<input type="text"/>	<input type="text"/>
Texas	48	<input type="text" value="11"/>	<input type="text" value="8"/>
Utah	49	<input type="text"/>	<input type="text"/>
Vermont	50	<input type="text"/>	<input type="text"/>
Virginia	51	<input type="text"/>	<input type="text"/>
Washington	53	<input type="text"/>	<input type="text"/>
West Virginia	54	<input type="text" value="1"/>	<input type="text" value="0"/>
Wisconsin	55	<input type="text"/>	<input type="text"/>
Wyoming	56	<input type="text"/>	<input type="text"/>
<u>State Unknown</u>	57	<input type="text" value="5"/>	<input type="text" value="1"/>
American Samoa	60	<input type="text"/>	<input type="text"/>
Federated States of Micronesia	64	<input type="text"/>	<input type="text"/>
Guam	66	<input type="text"/>	<input type="text"/>
Marshall Islands	68	<input type="text"/>	<input type="text"/>
Northern Marianas	69	<input type="text"/>	<input type="text"/>
Palau	70	<input type="text"/>	<input type="text"/>
Puerto Rico	72	<input type="text"/>	<input type="text"/>
Virgin Islands	78	<input type="text"/>	<input type="text"/>
Foreign Countries	90	<input type="text"/>	<input type="text"/>
Residence unknown/unreported	98	<input type="text" value="0"/>	<input type="text"/>
Total first-time degree/certificate-seeking undergraduates (from Part A)		1,020	912



You may use the box below to provide additional context for the data you have reported above. Context notes will be posted on the College Navigator website.

Therefore, you should write all context notes using proper grammar (e.g., complete sentences with punctuation) and common language that can be easily understood by students and parents (e.g., spell out acronyms).

Institution: Northwestern State University of Louisiana (160038)

User ID: P1600381

Part D - Total Undergraduate Entering Class

Total Undergraduate Entering Class, Fall 2022

D1	Total full-time, first-time degree/certificate-seeking <u>undergraduates</u> from Part A (GR <u>cohort</u>)	971
D2	Total <u>first-time</u> degree/certificate-seeking undergraduates (full-time + part-time) from Part A	1,020
D3	Total <u>transfer-in (non-first-time entering)</u> degree/certificate-seeking undergraduates (full-time + part-time) from Part A	423
D4	Total <u>non-degree/non-certificate-seeking</u> undergraduates (full-time + part-time) from Part A	2,162
D5	Of the total non-degree/non-certificate-seeking undergraduates displayed on line D4, the number that are new to the institution in Fall 2022	1,178
D6	Total <u>entering students</u> at the undergraduate level Note: This is calculated as first-time students (line D2) + students transferring to the institution (line D3) + non-degree/non-certificate-seeking undergraduates entering in Fall 2022 (line D5).	2,621
D7	Percentage of undergraduate entering class represented by your GR <u>cohort</u> (line D1/line D6)	37

Part E - First-time Bachelor's Cohort Retention Rates (Full-time)

Retention Rates - Full-time, First-time Bachelor's Cohort from Fall 2021


Academic reporters determine the cohort and retention as of the institution's official fall reporting date or as of October 15. Program reporters determine the cohort with enrollment any time between August 1 and October 31, 2021 and retention based on August 1, 2022.

The retention rate is calculated by the system after clicking "Save" on the screen. Exclusions are subtracted from and inclusions are added to the original cohort and the resulting adjusted cohort is used for calculating the retention rate.

Retention Data Reporting Reminders:

- Include only **full-time, first-time bachelor's** students in this cohort.
- Determine the full-time cohort using Fall 2021 status (e.g., if a student was full-time in Fall 2021, report them in the full-time cohort regardless of their Fall 2022 status).
- If there are no students to report in the cohort, enter zero. Do not leave the field blank.
- Report in the exclusions box (line E2a) the number of students from the cohort who left the institution for any of the following reasons: died or were totally and permanently disabled; to serve in the armed forces (including those called to active duty); to serve with a foreign aid service of the Federal Government (e.g., Peace Corps); or to serve on official church missions.
- Report in the inclusion box (line E2b) first-time bachelor's-seeking study abroad students who were excluded from the first-time cohort (line E1) but who have re-enrolled at the institution their second year.

FULL-TIME, FIRST-TIME BACHELOR'S COHORT RETENTION:				Prior year data (Fall 2020 cohort)	
E1	Full-time, first-time Fall 2021 bachelor's cohort	<input checked="" type="checkbox"/>	1,135	1,298	
E2a	Exclusions from the Fall 2021 cohort		0	1	
E2b	Inclusion to the Fall 2021 cohort		0	0	
E3	Adjusted Fall 2021 cohort (line E1- E2a + E2b)		1,135	1,297	
E4	Students from Fall 2021 cohort still enrolled as of Fall 2022		694	828	
E5	Full-time, first-time Fall 2021 bachelor's cohort retention rate (line E4 / line E3)		61 %	64 %	

 The notes below provide context for the data you've reported above and **may** be posted on the College Navigator website. Choose one option that best explains your data or choose "Not Applicable" if you do not wish to provide context notes. If none of the options provided explain your institution's data, then choose "Other" and write your own context notes. Therefore, you should write all context notes using proper grammar (e.g., complete sentences with punctuation) and common language that can be easily understood by students and parents (e.g., spell out acronyms).

Not Applicable

Institution: Northwestern State University of Louisiana (160038)

User ID: P1600381

Part E - First-time Bachelor's Cohort Retention Rates (Part-time)

Retention Rates - Part-time, First-time Bachelor's Cohort from Fall 2021

Academic reporters determine the cohort and retention as of the institution's official fall reporting date or as of October 15. Program reporters determine the cohort with enrollment any time between August 1 and October 31, 2021 and retention based on August 1, 2022.

The retention rate is calculated by the system after clicking "Save" on the screen. Exclusions are subtracted from the original cohort and the resulting adjusted cohort is used for calculating the retention rate.

Retention Data Reporting Reminders:

- Include only **part-time, first-time bachelor's** students in this cohort.
- Determine part-time using Fall 2021 attendance status (e.g., if a student was part-time in Fall 2021, report them in the part-time cohort regardless of their Fall 2022 status).
- If there are no students to report in the cohort, enter zero. Do not leave the field blank.
- Report in the exclusions box (line E7a) the number of students from the cohort who left the institution for any of the following reasons: died or were totally and permanently disabled; to serve in the armed forces (including those called to active duty); to serve with a foreign aid service of the Federal Government (e.g., Peace Corps); or to serve on official church missions.
- Report in the inclusion box (line E7b) first-time bachelor's-seeking study abroad students who were excluded from the first-time cohort (line E6) but who have re-enrolled at the institution their second year.

PART-TIME, FIRST-TIME BACHELOR'S COHORT RETENTION:				Prior year data (Fall 2020 cohort)	
E6	Part-time, first-time Fall 2021 bachelor's cohort	<input checked="" type="checkbox"/>	<input type="text" value="34"/>	86	
E7a	<u>Exclusions</u> from the Fall 2021 cohort		<input type="text" value="0"/>	0	
E7b	Inclusions to the Fall 2021 cohort		<input type="text" value="0"/>	0	
E8	Adjusted Fall 2021 cohort (line E6 - E7a + E7b)		34	86	
E9	Students from Fall 2021 cohort still enrolled as of Fall 2022		<input type="text" value="8"/>	30	
E10	Part-time, first-time Fall 2021 bachelor's cohort retention rate (line E9 / line E8)		24 %	35 %	



The notes below provide context for the data you've reported above and **may** be posted on the College Navigator website.

Choose one option that best explains your data or choose "Not Applicable" if you do not wish to provide context notes. If none of the options provided explain your institution's data, then choose "Other" and write your own context notes. Therefore, you should write all context notes using proper grammar (e.g., complete sentences with punctuation) and common language that can be easily understood by students and parents (e.g., spell out acronyms).

Not Applicable



Part F - Student-to-Faculty Ratio


Student-to-Faculty Ratio

Please provide your institution's student-to-faculty ratio (i.e., student-to-instructional staff) for undergraduate programs for Fall 2022. The student-to-faculty ratio and any accompanying context that is provided will be displayed on College Navigator.

Note: Logic in this item is similar to item I-2 from the Common Data Set data collection.

Click [here](#) to use a worksheet to help you determine the student-to-faculty ratio

Student-to-faculty ratio	<div>17</div>	to 1
Student-to-faculty ratio prior year	19	to 1

 You may use the box below to provide additional context for the data you have reported above. Context notes will be posted on the College Navigator website. Therefore, you should write all context notes using proper grammar (e.g., complete sentences with punctuation) and common language that can be easily understood by students and parents (e.g., spell out acronyms).

Prepared by

Reporting Reminders:

- The name of the preparer is being collected so that we can follow up with the appropriate person in the event that there are questions concerning the data.
- The Keyholder will be copied on all email correspondence to other preparers.
- The time it took to prepare this component is being collected so that we can continue to improve our estimate of the reporting burden associated with IPEDS.
- Please include in your estimate the time it took for you to review instructions, query and search data sources, complete and review the component, and submit the data through the Data Collection System.
- Thank you for your assistance.

This survey component was prepared by:

<input type="radio"/>	Keyholder	<input type="radio"/>	SFA Contact	<input type="radio"/>	HR Contact
<input type="radio"/>	Finance Contact	<input type="radio"/>	Academic Library Contact	<input checked="" type="radio"/>	Other

Name:

Email:

How many staff from your institution only were involved in the data collection and reporting process of this survey component?

Number of Staff (including yourself)

How many hours did you and others from your institution only spend on each of the steps below when responding to this survey component?
Exclude the hours spent collecting data for state and other reporting purposes.

Staff member	Collecting Data Needed	Revising Data to Match IPEDS Requirements	Entering Data	Revising and Locking Data
Your office	<input type="text" value="1.00"/> hours	<input type="text" value="1.50"/> hours	<input type="text" value="0.50"/> hours	<input type="text" value="0.50"/> hours
Other offices	<input type="text"/> hours	<input type="text"/> hours	<input type="text"/> hours	<input type="text"/> hours

Summary

Fall Enrollment Survey Summary

IPEDS collects important information regarding your institution. All data reported in IPEDS survey components become available in the IPEDS Data Center and appear as aggregated data in various Department of Education reports. Additionally, some of the reported data appears specifically for your institution through the College Navigator website and is included in your institution’s Data Feedback Report (DFR). The purpose of this summary is to provide you an opportunity to view some of the data that, when accepted through the IPEDS quality control process, will appear on the College Navigator website and/or your DFR. College Navigator is updated approximately three months after the data collection period closes and Data Feedback Reports will be available through the [Data Center](#) and sent to your institution’s CEO in November 2023.

Please review your data for accuracy. If you have questions about the data displayed below after reviewing the data reported on the survey screens, please contact the IPEDS Help Desk at: 1-877-225-2568 or ipedshelp@rti.org.

Four-Year Institutions with Graduate Students

Student Enrollment	
Total enrollment	9,389
Undergraduate enrollment	8,405
Undergraduate transfer-in enrollment	423
Graduate enrollment	984
Student-to-faculty ratio	17 to 1

Student Characteristics (All Students)	
Percent of all students who are female	71%
Percent of all students by race/ethnicity:	
American Indian or Alaska Native	1%
Asian	1%
Black or African American	25%
Hispanic/Latino	6%
Native Hawaiian or Pacific Islander	0%
White	58%
Two or More Races	4%
Race and ethnicity unknown	2%
U.S. Nonresident	2%

Undergraduate Student Characteristics	
Percent of undergraduates who are female	70%
Percent of undergraduates who are full-time	57%
Percent of undergraduates by race/ethnicity:	
American Indian or Alaska Native	1%
Asian	1%
Black or African American	25%
Hispanic/Latino	6%
Native Hawaiian or Pacific Islander	0%
White	58%
Two or More Races	5%
Race and ethnicity unknown	2%
U.S. Nonresident	2%

Undergraduate Retention and Graduation Rate Cohort	
First-time, full-time bachelor’s seeking student retention rate	61%
First-time, part-time bachelor’s seeking student retention rate	24%
Graduation rate cohort as percent of total entering students	37%

Graduate Student Characteristics	
----------------------------------	--

Percent of graduate students who are female	79%
Percent of graduate students who are full-time	21%

Edit Report

Fall Enrollment

Source	Description	Severity	Resolved	Options
Screen: Part E - First-time Bachelor's Cohort Retention Rates (Full-time)				
Screen Entry	The full-time, first-time bachelor's cohort reported in Part E (1,135) is outside the expected range when compared with the prior year value (Fall 2020 cohort). Please correct your data or explain. (Error #6164)	Explanation	Yes	
Reason	Entering freshmen decreased in the year following COVID			
Screen: Part E - First-time Bachelor's Cohort Retention Rates (Part-time)				
Screen Entry	The part-time, first-time bachelor's cohort reported in Part E (34) is outside the expected range when compared with the prior year value (Fall 2020 cohort). Please correct your data or explain. (Error #6805)	Explanation	Yes	
Reason	Entering freshmen decreased in the year following COVID			